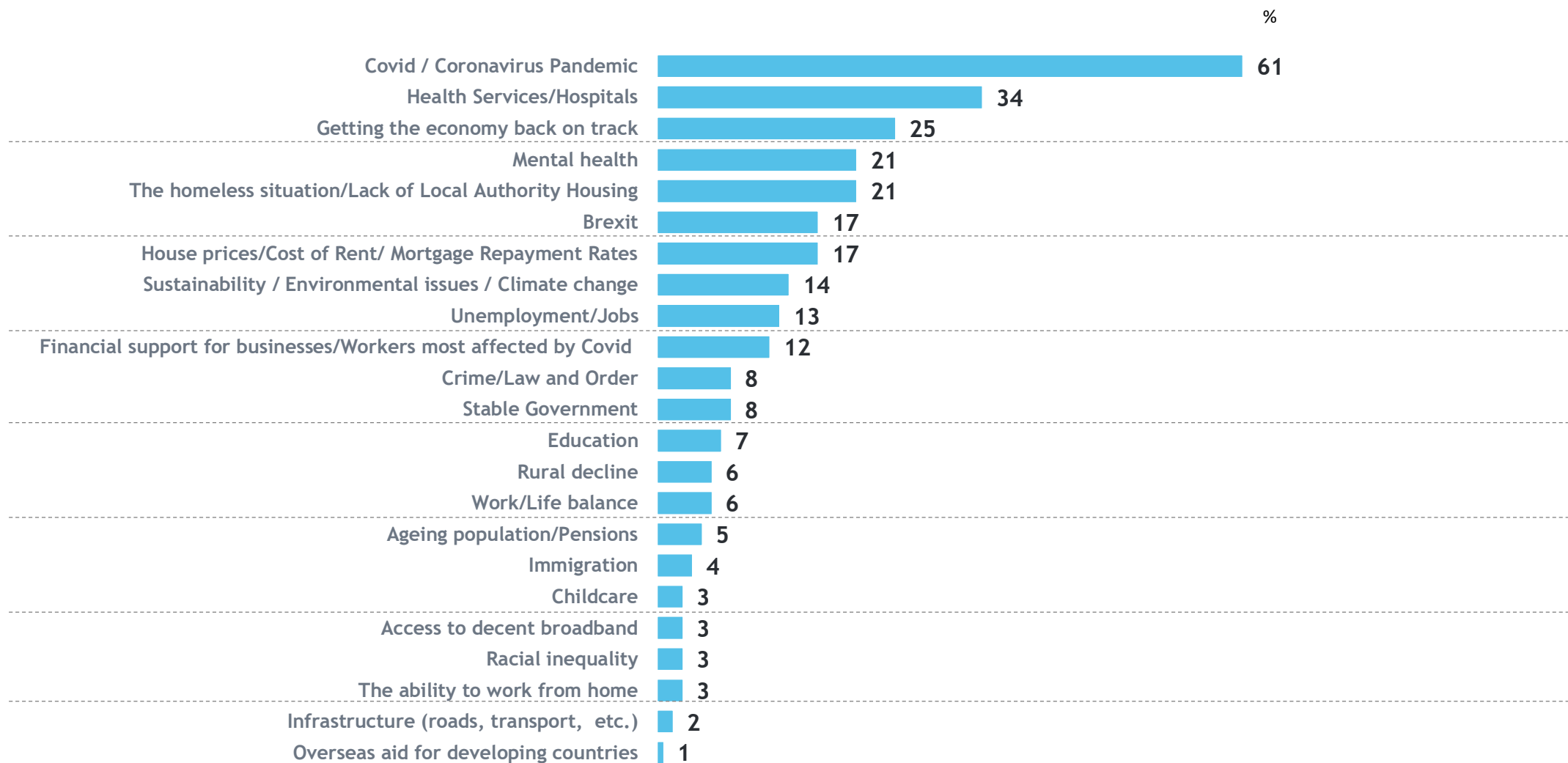




# The Quantitative Findings

# The Top 3 Most Important Issues

Base: All Adults N – 3,008



Q.1 Which of the following do you feel are the 3 most important issues facing Ireland today?

# The Top 3 Most Important Issues x Demographics

Base: All Adults N – 3,008



	Total	Gender		Age					Social Class		Area		Lifestage					
		Male	Female	18-24	25-34	35-49	50-64	65+	ABC1F	C2DE	Urban	Rural	Single	Pre Family	Family School	Pre Family Teen	Family Teen	Empty Nester
UNWTD	3008	1477	1526	360	545	936	670	497	1481	1527	2166	842	949	255	389	462	213	739
Covid / Coronavirus Pandemic	61	59	64	47	52	62	67	70	61	61	60	63	60	56	54	57	65	69
Health Services/Hospitals	34	30	38	16	29	32	41	42	31	37	32	38	30	25	30	31	39	42
Getting the economy back on track	25	26	24	14	20	25	31	30	26	24	25	25	24	21	23	24	26	29
Mental health	21	15	26	26	26	25	15	14	18	24	21	21	22	20	25	26	23	14
The homeless situation/Lack of Local Authority Housing	21	18	24	25	21	22	19	22	18	25	21	21	25	20	20	20	21	20
Brexit	17	19	15	15	14	17	17	21	19	14	17	17	16	16	14	16	20	20
House prices/Cost of Rent/ Mortgage Repayment Rates	17	17	17	25	27	19	12	7	19	15	18	15	17	32	25	16	12	11
Sustainability / Environmental issues / Climate change	14	14	13	18	16	13	12	13	16	11	13	15	17	22	11	12	14	10
Unemployment/Jobs	13	15	11	14	15	14	12	7	12	13	13	11	10	15	17	13	14	12
Financial support for businesses/Workers most affected by Covid (retail, hospitality, etc.)	12	11	13	12	12	11	14	12	13	12	13	11	13	10	12	11	12	13
Crime/Law and Order	8	10	6	8	7	8	9	9	8	8	9	7	8	9	8	9	6	8
Stable Government	8	7	8	6	8	6	8	11	6	9	8	7	7	3	9	8	6	10
Education	7	6	7	14	7	6	4	6	7	6	6	7	7	5	5	8	10	5
Rural decline	6	6	5	6	4	4	7	7	5	6	4	8	6	7	5	2	3	7
Work/Life balance	6	6	6	6	8	7	4	3	6	5	6	5	6	7	7	8	3	4
Ageing population/Pensions	5	7	4	1	3	4	8	8	6	5	5	6	4	1	4	5	5	9
Immigration	4	6	2	4	5	4	3	3	4	4	4	3	3	4	5	5	4	3
Childcare	3	3	4	3	4	5	3	1	3	3	4	3	2	3	7	6	2	2
Access to decent broadband	3	3	3	3	3	3	4	3	4	2	2	5	3	3	4	3	5	3
Racial inequality	3	4	3	10	3	2	2	2	4	3	4	3	5	5	4	2	1	2
The ability to work from home	3	3	3	4	4	4	2	1	4	2	3	2	3	2	4	4	1	2
Infrastructure (roads, transport)	2	3	2	3	3	2	2	1	3	2	3	2	2	4	3	2	3	2
Overseas aid for developing countries	1	1	1	2	1	1	1	2	1	1	1	1	1	1	0	1	1	1

Those in the 50-64 and 65+ age groups over-index on the top three mentions of Covid, Health Service and getting the economy back on track. Women also register higher mentions of health services, mental health and homeless situation. Younger participants and family pre-teen also over index on mental health with U34 and Pre/Young family exercised on the cost of house prices. Males and ABC1 over-index on Brexit. ABC1's also over index on sustainability (as do single and pre family lifestage).

# Issues Personally Most Concerned About

Base: All Adults N - 3,008



# Issues Personally Most Concerned About - Total Mentions x Demographics

Base: All Adults N - 3,008




	Total	Gender		Age					Social Class		Area		Lifestage					
		Male	Female	18-24	25-34	35-49	50-64	65+	ABC1F	C2DE	Urban	Rural	Single	Pre Family	Family Pre School	Family Pre Teen	Family Teen	Empty Nester
UNWTD	3008	1477	1526	360	545	936	670	497	1481	1527	2166	842	949	255	389	462	213	739
	%	%	%	%	%	%	%	%	%	%	%	%	%	%	%	%	%	%
Global diseases and pandemics	58	54	62	50	54	58	61	62	57	59	56	61	56	55	55	57	58	63
Economic crises, job security, wages	51	50	51	45	54	56	53	41	54	48	52	49	46	50	60	57	53	49
Climate change, the environment, biodiversity, pollution	43	44	42	48	42	41	42	46	45	41	42	44	45	49	36	44	43	41
Inequality between the rich and the poor	35	34	36	30	33	35	37	39	32	39	34	37	37	34	31	31	32	39
Education, healthcare, clean water and hunger in developing countries	30	26	33	38	29	30	27	28	29	30	30	29	29	27	33	30	39	27
Fake news, corruption of information	23	25	21	26	26	21	22	21	22	23	23	23	24	28	26	19	19	21
War, conflict, terrorism	21	20	23	27	22	20	19	21	19	23	21	21	23	18	20	22	18	20
Populism, nationalism, political extremism	18	22	14	14	16	17	19	25	19	17	19	17	19	17	14	16	16	21
Immigration, migration, refugees	16	18	14	14	17	17	16	14	15	16	17	14	15	17	17	17	15	16
Technology, automation, artificial intelligence	6	7	4	8	7	5	5	4	7	5	6	5	6	5	8	7	7	4

Females are most concerned with global disease and pandemics as are empty nesters. The 35-49 age cohort, ABC1 and Family Pre-School/Pre-Teen over index on the economic crisis and job security. C2DEs place higher importance on inequality between rich and poor. Education and healthcare are of higher concern for women, 18-24 yrs and family teen. 18-24 also most concerned regarding war, conflict and terrorism.



# Perceived Individual Identity - Ranked 1st

Base: All Adults N - 3,008



# Perceived Individual Identity Ranked First x Demographics

Base: All Adults N - 3,008



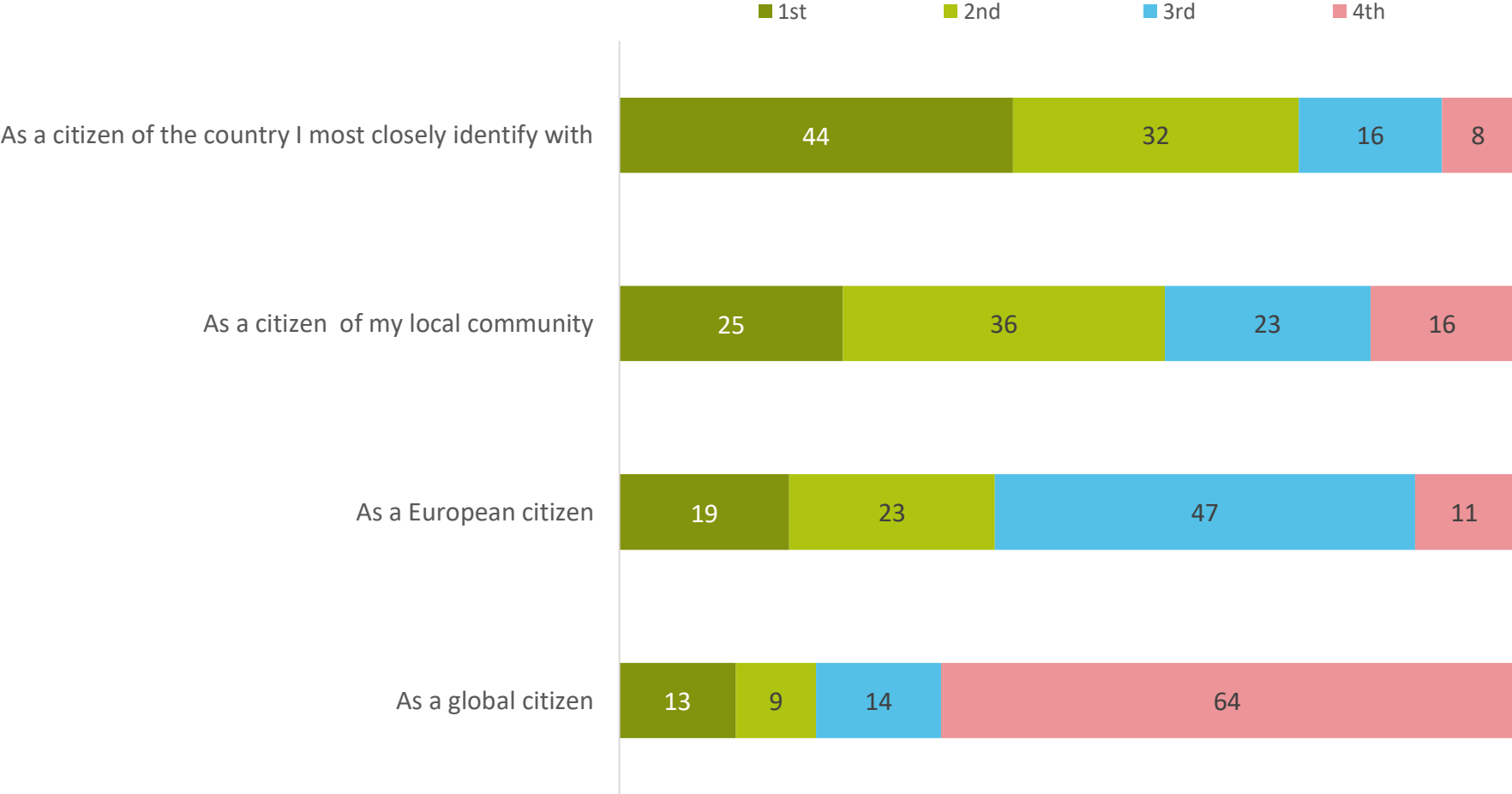
	Total	Gender		Age					Social Class		Area		Lifestage					
		Male	Female	18-24	25-34	35-49	50-64	65+	ABC1F	C2DE	Urban	Rural	Single	Pre Family	Family Pre School	Family Pre Teen	Family Teen	Empty Nester
UNWTD	3008	1477	1526	360	545	936	670	497	1481	1527	2166	842	949	255	389	462	213	739
	%	%	%	%	%	%	%	%	%	%	%	%	%	%	%	%	%	%
As a citizen of the country I most closely identify with	44	45	43	36	44	41	47	51	45	43	45	42	42	39	42	42	39	51
As a citizen of my local community	25	21	28	26	26	26	25	20	21	28	22	30	24	19	28	29	28	23
As a European citizen	19	20	17	21	14	18	19	22	20	17	19	17	18	20	16	17	19	20
As a global citizen	13	14	12	17	16	15	10	7	14	12	14	11	16	21	14	12	14	7

The 65+ age group and empty nesters are most likely to identify as a citizen of the country they most closely identify with. Women, C2DE and rural dwellers score higher for citizen of their local community. Younger adults (<34) score highest for global citizen compared to other cohorts.



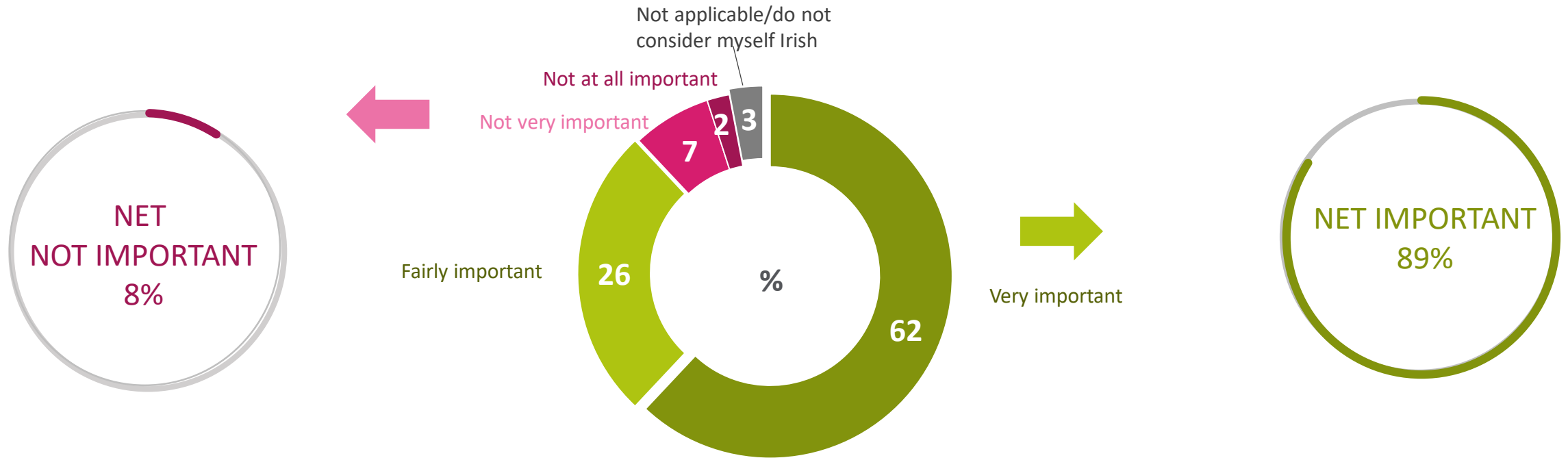
# Perceived Individual Identity - All Mentions

Base: All Adults N - 3,008



# Importance Of Sense Of Being 'Irish'

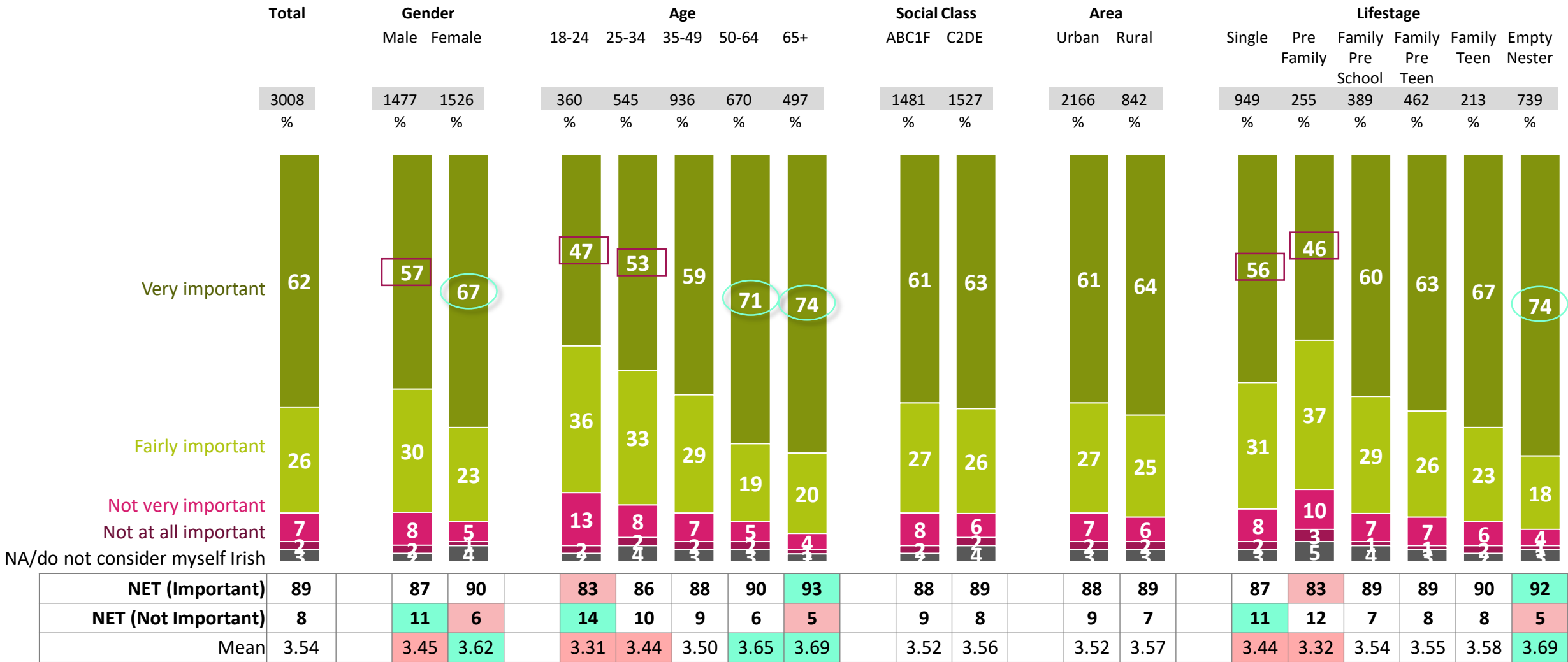
Base: All Adults N - 3,008



# Importance Of Sense Of Being 'Irish'

Base: All Adults N - 3,008

○ Statistically higher than total  
□ Statistically lower than total

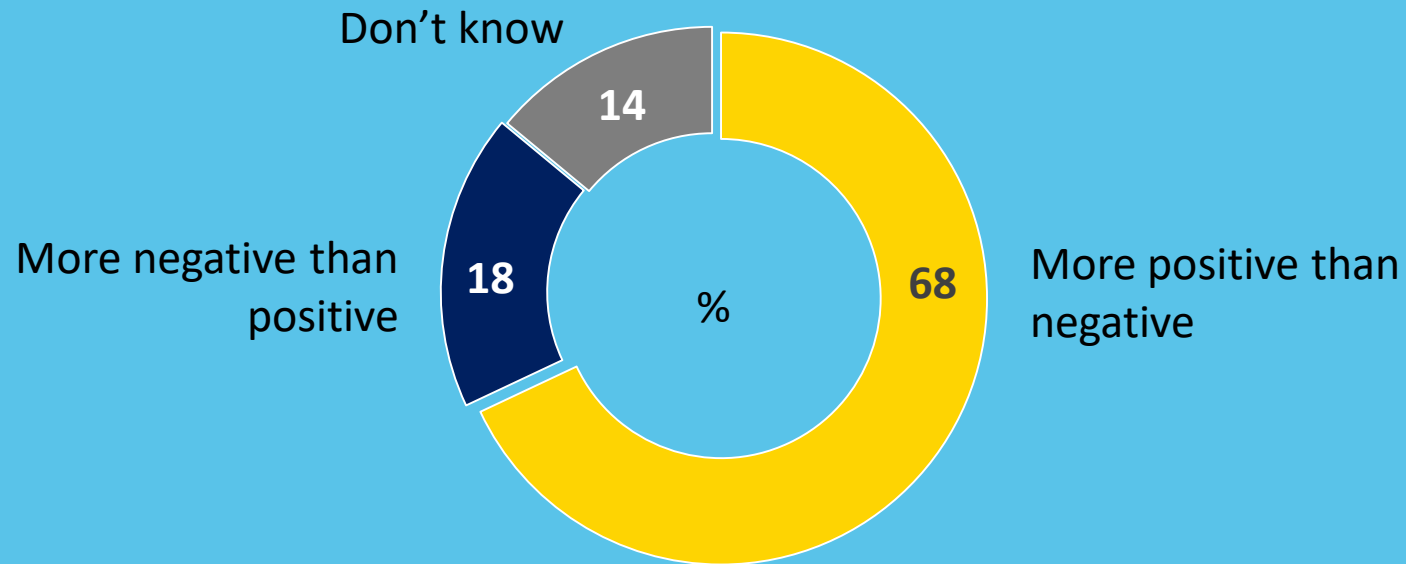


Women place greater importance on a sense of being Irish as do older participants (50+ and Empty Nesters).



# Almost 7 in 10 believe changes in Ireland over past 20 years are more positive than negative

Base: All Adults N - 3,008



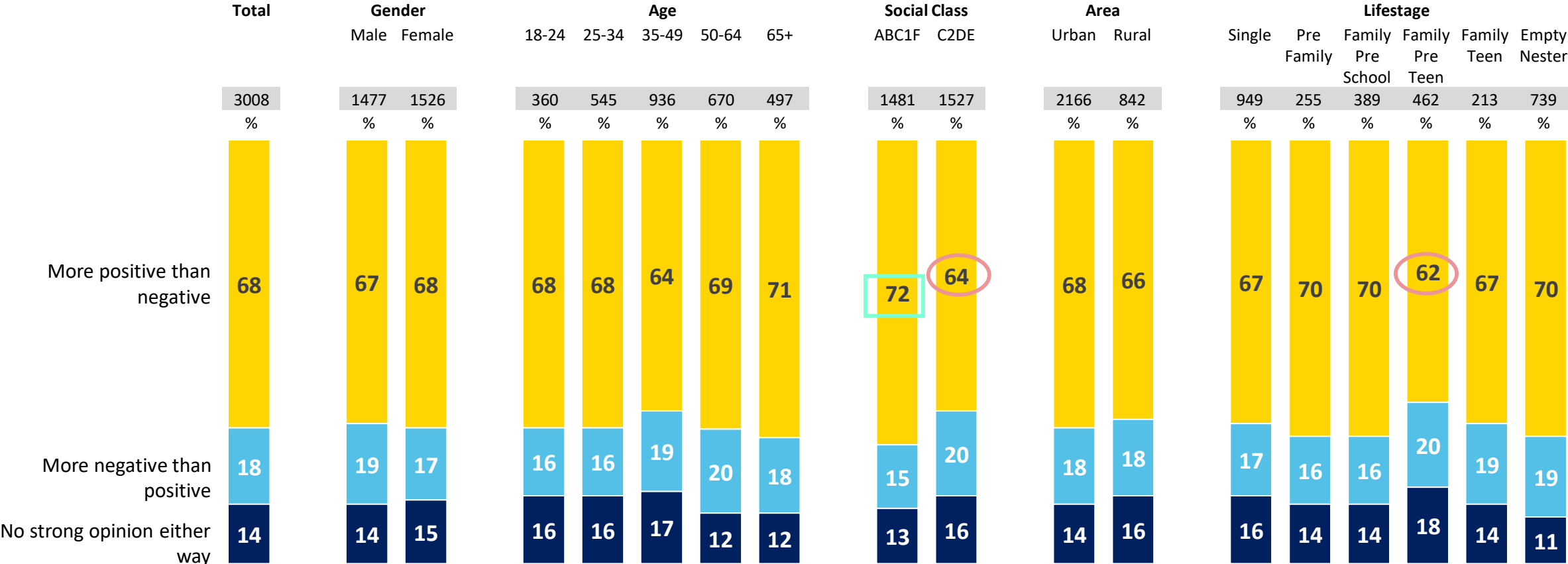
*Q.5 Ireland has changed quite significantly over the last 10 to 20 years from being an historically white Catholic country to a more diverse and multi-cultural country. Would you say these changes have been more positive or more negative for Ireland?*



# Almost 7 in 10 believe changes in Ireland over past 20 years are more positive than negative x Key Demographics



Base: All Adults N - 3,008

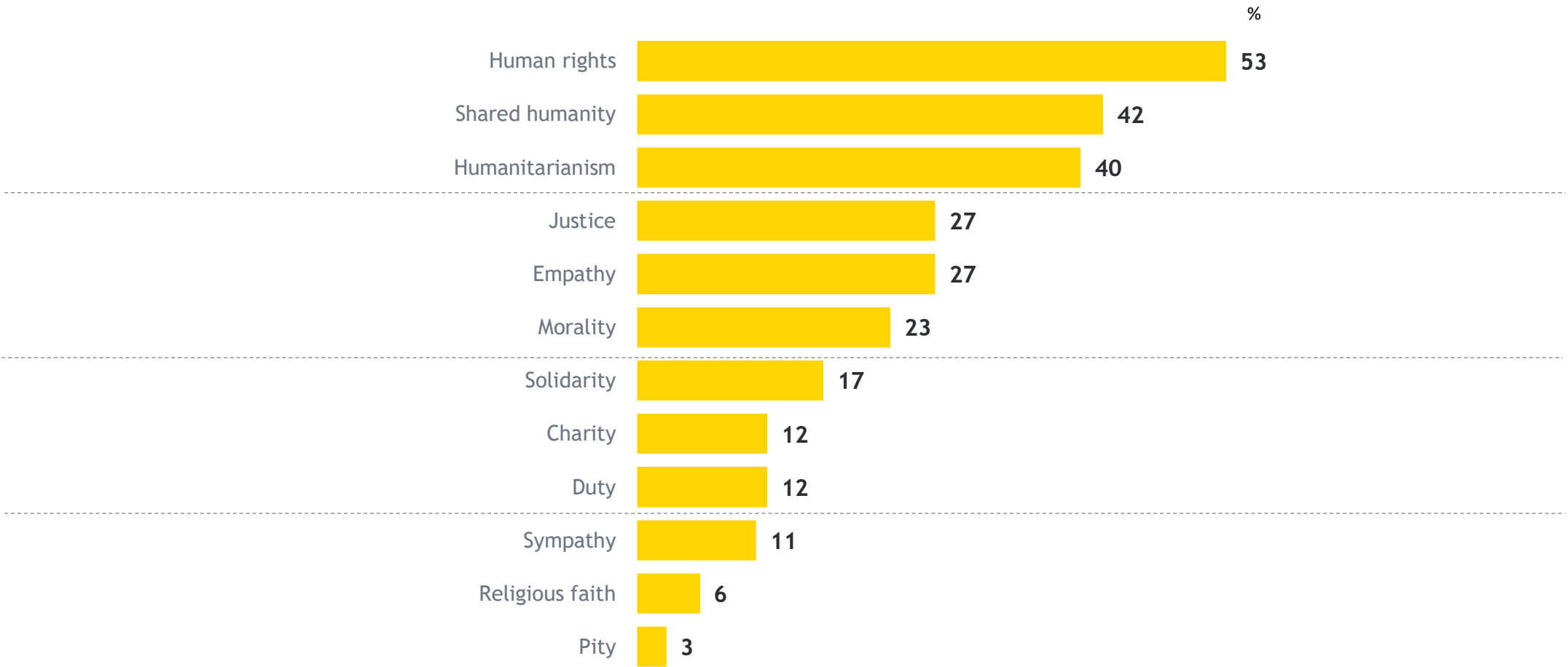


ABC1s are most likely to agree that changes in the past 20 years are more positive than negative.



# The Top 3 Most Important Reasons to Help those in Developing Countries

Base: All Adults N – 3,008



# The Top 3 Most Important Reasons to Help those in Developing Countries

Base: All Adults N – 3,008



	Total	Gender		Age					Social Class		Area		Lifestage					
		Male	Female	18-24	25-34	35-49	50-64	65+	ABC1 F	C2DE	Urban	Rural	Single	Pre Family	Family Pre School	Family Pre Teen	Family Teen	Empty Nester
UNWTD	3008	1477	1526	360	545	936	670	497	1481	1527	2166	842	949	255	389	462	213	739
	%	%	%	%	%	%	%	%	%	%	%	%	%	%	%	%	%	%
Human rights	53	47	59	58	49	50	53	59	51	55	53	53	54	48	52	52	51	55
Shared humanity	42	40	45	37	34	42	47	49	42	43	41	46	41	42	37	39	45	48
Humanitarianism	40	38	43	25	35	38	49	47	40	41	40	42	37	39	40	34	39	49
Justice	27	27	27	27	21	20	32	38	26	28	27	27	28	22	22	21	23	34
Empathy	27	24	30	28	31	33	24	16	29	25	27	26	27	28	32	30	31	20
Morality	23	24	23	31	27	23	23	17	24	22	22	26	24	22	28	22	29	20
Solidarity	17	18	15	15	20	20	14	13	18	15	18	15	17	20	22	19	15	12
Charity	12	13	11	11	14	13	9	11	12	12	12	10	11	15	11	15	10	11
Duty	12	14	11	13	13	12	11	12	14	11	13	11	12	15	14	11	12	12
Sympathy	11	11	11	13	15	12	8	8	11	11	11	11	12	10	13	16	8	8
Religious faith	6	7	5	9	9	4	6	6	6	6	7	5	7	4	5	8	10	5
Pity	3	3	2	3	3	3	2	1	3	2	2	3	2	3	3	4	3	1
None of these	3	5	2	2	3	4	4	3	3	4	3	3	3	5	2	3	4	4

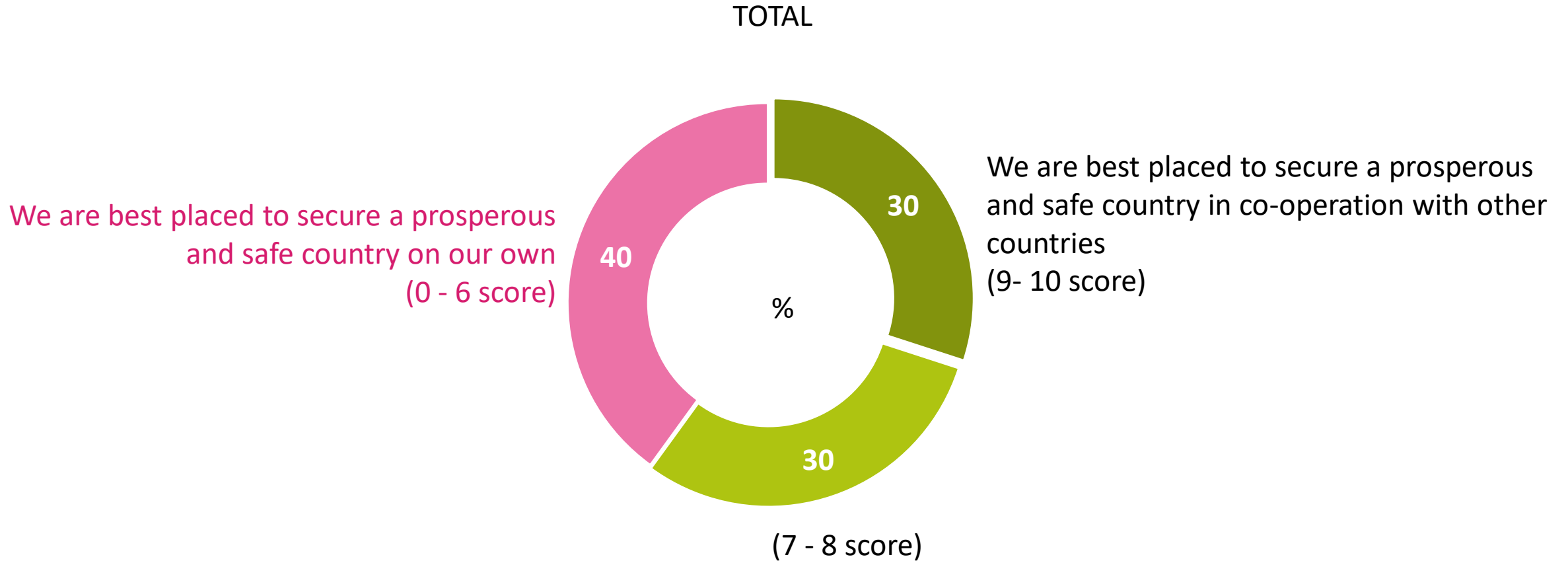
Women and over 65 yrs over-index on human rights. The 50+ age group score higher for shared humanity, humanitarianism and justice. Mid age (25-49 year olds) over index on empathy and solidarity.



Q.6 Please select up to three words from the list below that best align with your own view of why we should help those in developing countries worse off than ourselves.

# How Should We Secure A Prosperous And Safe Country

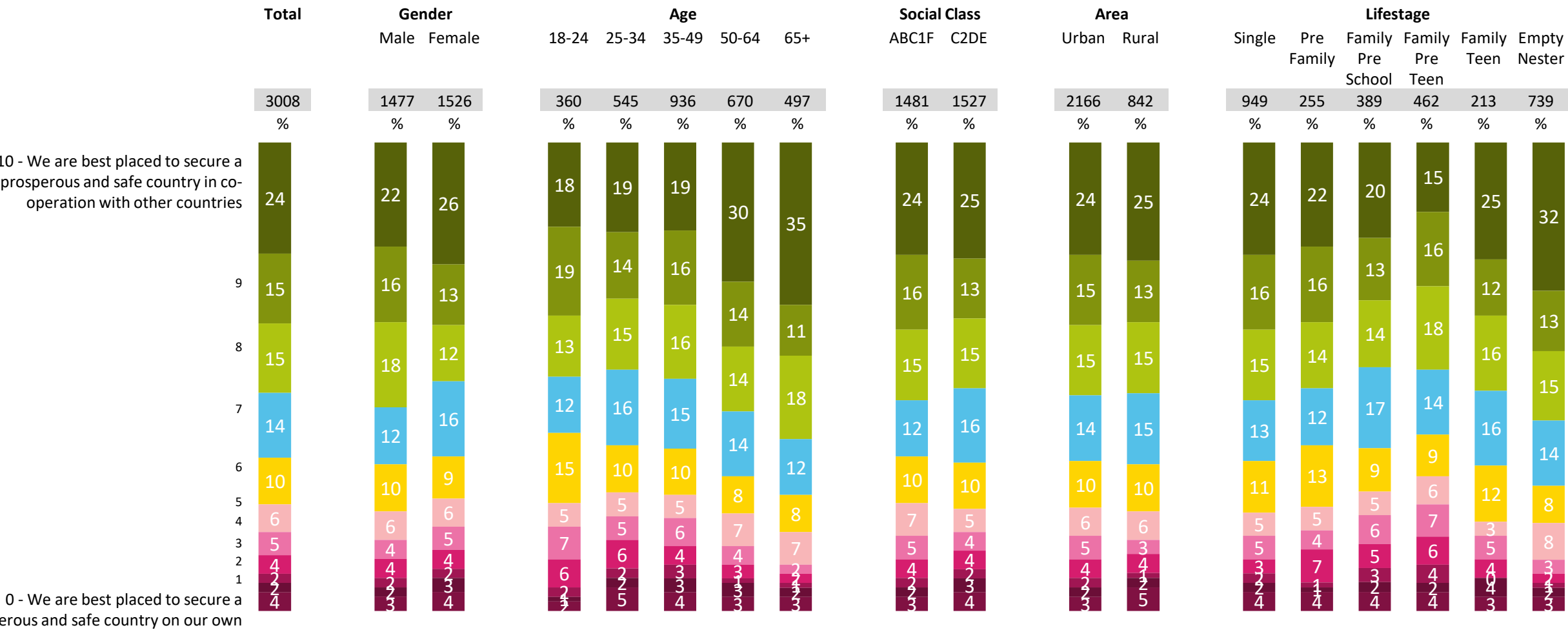
Base: All Adults N – 3,008



# How Should We Secure A Prosperous And Safe Country x Demographics



Base: All Adults N – 3,008



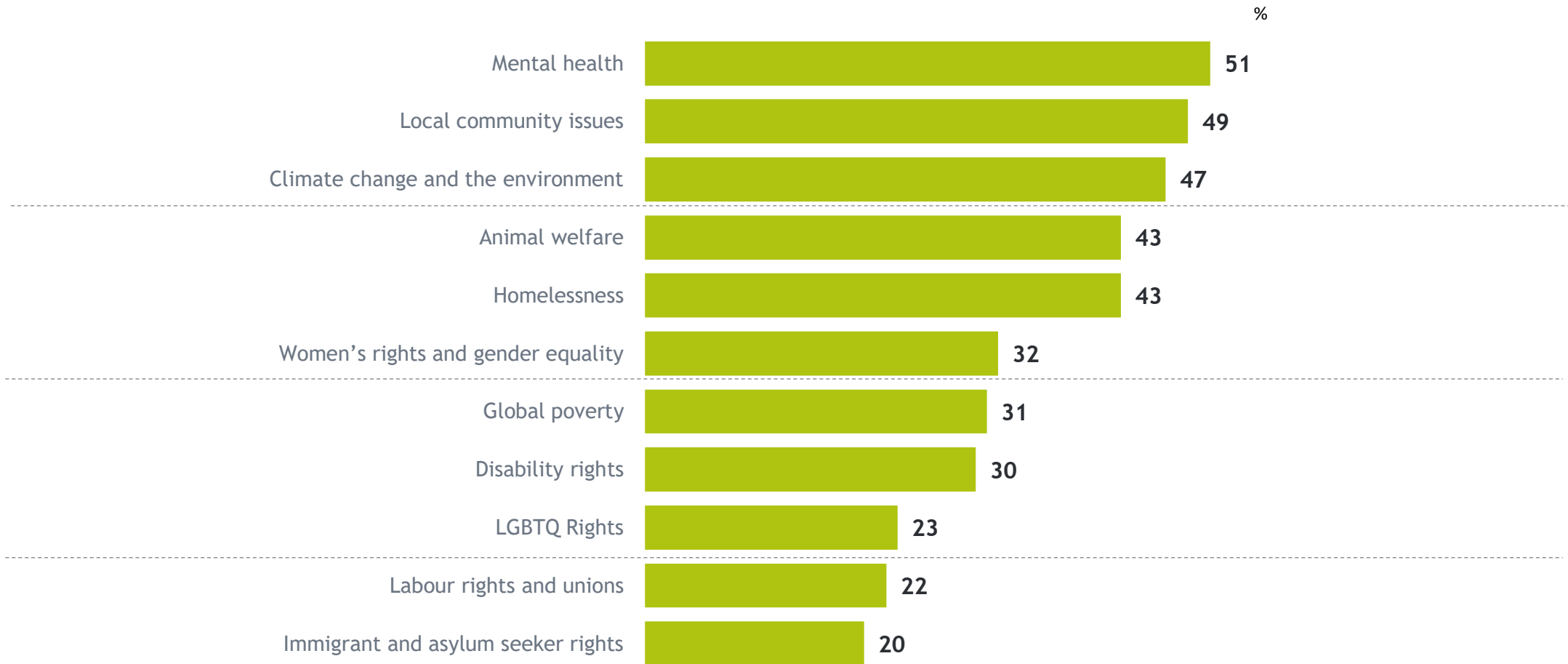
NET (9-10)	30		28	32		24	24	25	36	41		30	30		29	31		29	27	25	21	28	40
NET (7-8)	30		34	26		32	29	31	28	29		32	28		31	28		31	30	27	33	28	28
NET (0-6)	40		38	42		44	47	44	36	30		38	42		40	40		40	42	47	46	44	32
Mean	6.85		6.89	6.80		6.67	6.40	6.53	7.13	7.54		6.94	6.75		6.85	6.84		6.85	6.72	6.43	6.34	6.74	7.41

The older cohort is most likely to agree that we are best placed to secure a prosperous and safe country in co-operation with other countries, while the 25-49 year old age groups (Family Pre School and Pre Teen) life stage believe we are best placed to do this on our own.



# Incidence Of Being Active In Causes Over The Last 12 Months

Base: All Adults N – 3,008



# Incidence Of Being Active In Causes Over The Last 12 Months

Base: All Adults N – 3,008



	Total	Gender		Age					Social Class		Area		Lifestage					
		Male	Female	18-24	25-34	35-49	50-64	65+	ABC1F	C2DE	Urban	Rural	Single	Pre Family	Family Pre School	Family Pre Teen	Family Teen	Empty Nester
UNWTD	3008	1477	1526	360	545	936	670	497	1481	1527	2166	842	949	255	389	462	213	739
	%	%	%	%	%	%	%	%	%	%	%	%	%	%	%	%	%	%
Mental health	51	45	55	70	59	53	43	36	53	48	52	48	54	58	57	52	56	39
Local community issues	49	50	48	50	50	47	49	52	51	47	49	49	44	49	53	51	50	52
Climate change and the environment	47	45	49	63	51	45	41	44	49	46	48	45	53	55	44	44	50	41
Animal welfare	43	38	48	55	48	46	39	31	43	43	44	42	45	53	44	43	52	35
Homelessness	43	40	47	51	44	46	38	41	44	43	46	39	44	40	43	50	54	38
Women's rights and gender equality	32	26	38	53	43	34	23	19	34	31	34	29	35	48	40	32	32	20
Global poverty	31	31	31	45	30	28	25	35	34	28	32	28	32	35	30	30	33	29
Disability rights	30	27	32	37	32	30	27	26	29	30	30	28	29	29	35	33	35	25
LGBTQ Rights	23	21	24	44	33	22	14	13	26	20	24	20	27	40	25	21	23	14
Labour rights and unions	22	26	18	34	29	22	16	13	24	19	24	17	22	27	29	24	17	16
Immigrant and asylum seeker rights	20	20	19	37	25	17	14	15	22	17	21	16	26	24	20	18	17	12

Younger participants and those in the Pre Family/Pre School life-stages display greater levels of activity for mental health causes. Indeed, apart from local community issues, the 18 to 24 age group in particular show greater levels of activity for all other causes mentioned. Females also over-index on mental health, animal welfare, homelessness and Women's rights. Males over-index on Labour Rights.

# Incidence of Being Active in Any Other Causes in Past 12 months

Base: All Adults N – 3,008

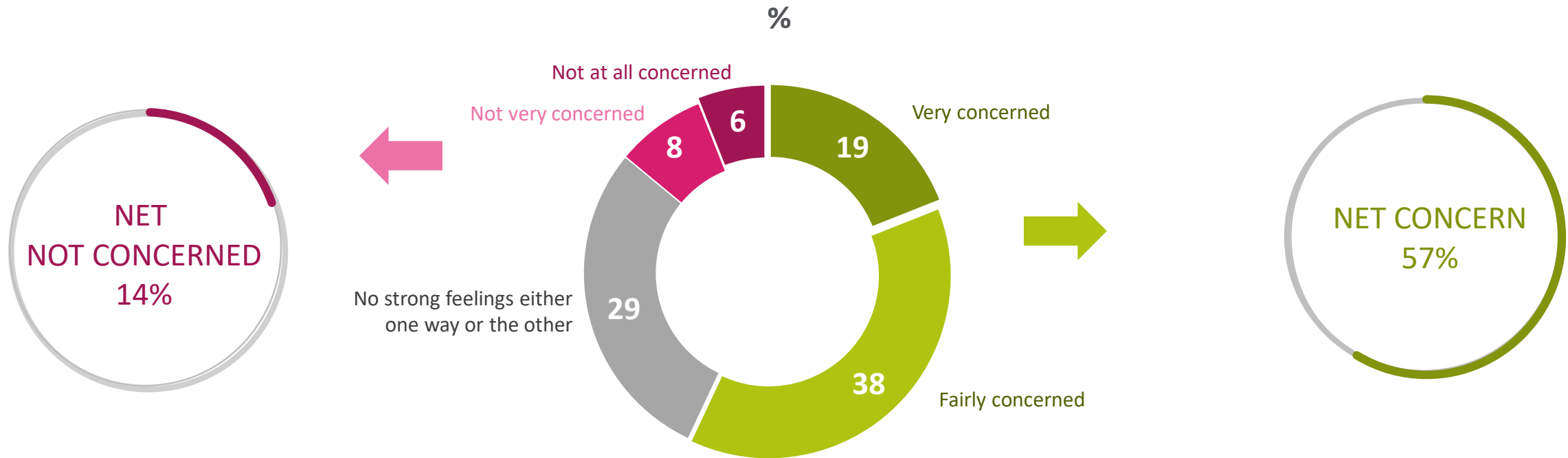


	Total	Gender		Age					Lifestage					
		Male	Female	18-24	25-34	35-49	50-64	65+	Single	Pre Family	Family Pre School	Family Pre Teen	Family Teen	Empty Nester
	336	155	181	53	49	89	62	83	119	31	41	33	28	84
Racial Inequality/BLM	14	8	19	68	13	4	2	5	25	25	12	4	7	4
Local/Community	10	11	8	-	3	10	16	13	8	10	10	4	7	14
Other	9	11	7	-	14	12	16	3	7	8	16	8	7	10
Healthcare/Hospitals	7	6	7	4	13	10	2	5	6	11	12	11	4	4
Human Rights	6	4	7	8	6	6	7	3	6	7	5	11	2	6
Donating to charities (Unspecified)	6	6	6	-	-	5	12	9	1	4	3	12	10	10
Volunteering	5	2	7	-	-	2	4	13	5	-	1	3	-	11
Pandemic Related Help	5	6	4	-	10	8	6	1	5	7	3	9	12	1
Mental Health	5	5	5	2	8	-	7	7	7	-	2	-	9	4
Homelessness/Housing crisis	5	4	7	6	4	6	3	7	3	4	4	8	8	7
Cancer Society/Research	5	7	3	-	9	4	7	4	6	4	3	-	6	5
Political Issues	4	6	2	-	5	7	2	3	3	8	3	8	3	1
Environmental Causes	4	5	3	-	2	6	3	6	2	-	5	9	-	7
Cruelty to animals/Animal related	4	4	5	4	1	3	3	8	9	2	1	4	-	2
Protecting Elderly	3	3	3	-	1	3	3	6	2	2	-	-	11	5
Children's Welfare	3	1	5	2	2	2	3	5	2	-	3	3	6	4
Technology related	2	2	2	4	3	-	2	1	1	-	3	-	-	3
Pro-life organisations	2	1	2	-	3	2	2	1	1	-	3	-	8	1
Personal Wellbeing	2	3	-	1	3	2	-	2	3	-	1	-	-	1
Education	2	2	2	1	2	4	1	1	2	-	-	8	4	1
Childcare	2	1	3	-	5	5	-	-	-	9	6	2	-	1
Don't know	1	1	1	2	-	2	-	-	-	-	4	3	-	-

When asked if they had been active in any other causes in past 12 months, 11% reported they had been. A breakdown of the causes is provided for the 11% and we can see that Racial Inequality/Black Lives Matter received the highest mention, and this is particularly true for the 18 – 24 age cohort.

# Level Of Concern Around Protection Of Human Rights Of Minorities

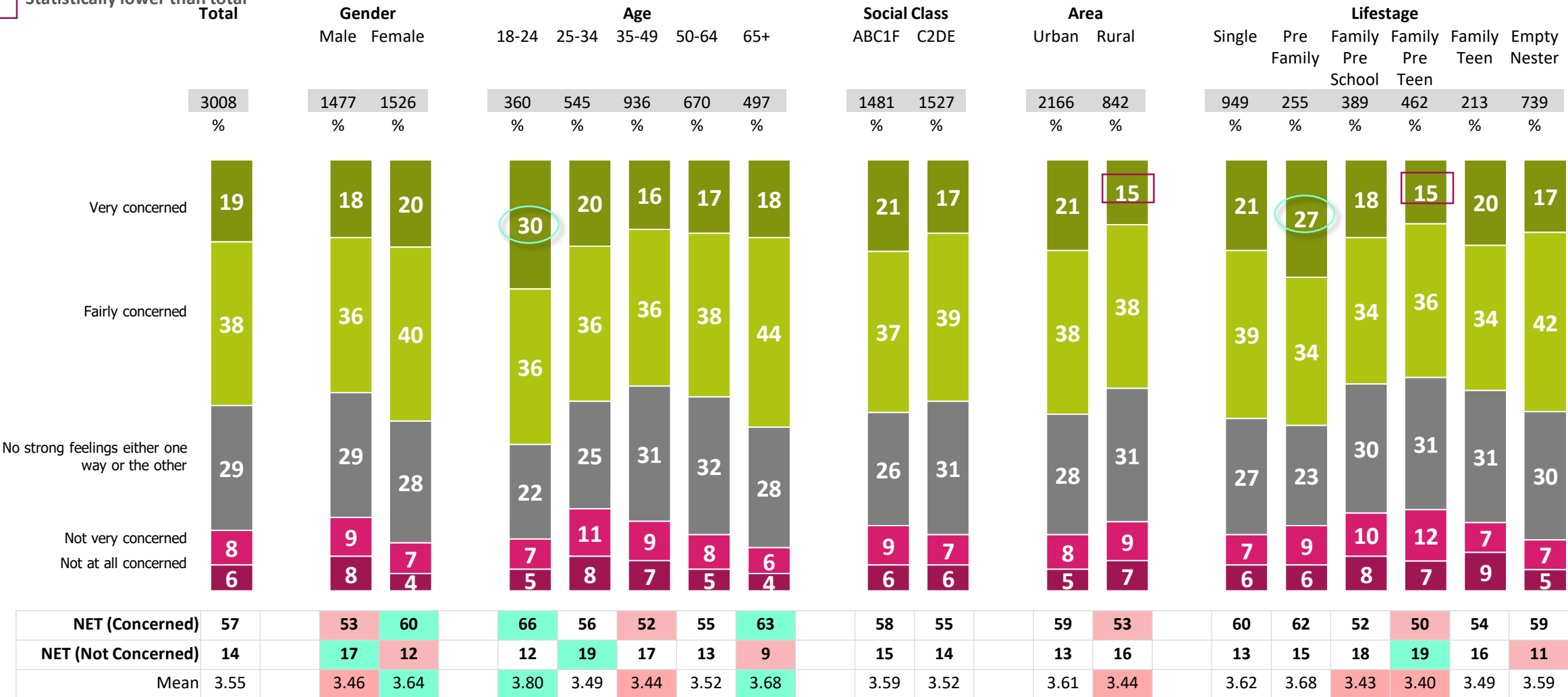
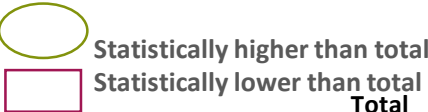
Base: All Adults N – 3,008



# Level Of Concern Around Protection Of Human Rights Of Minorities



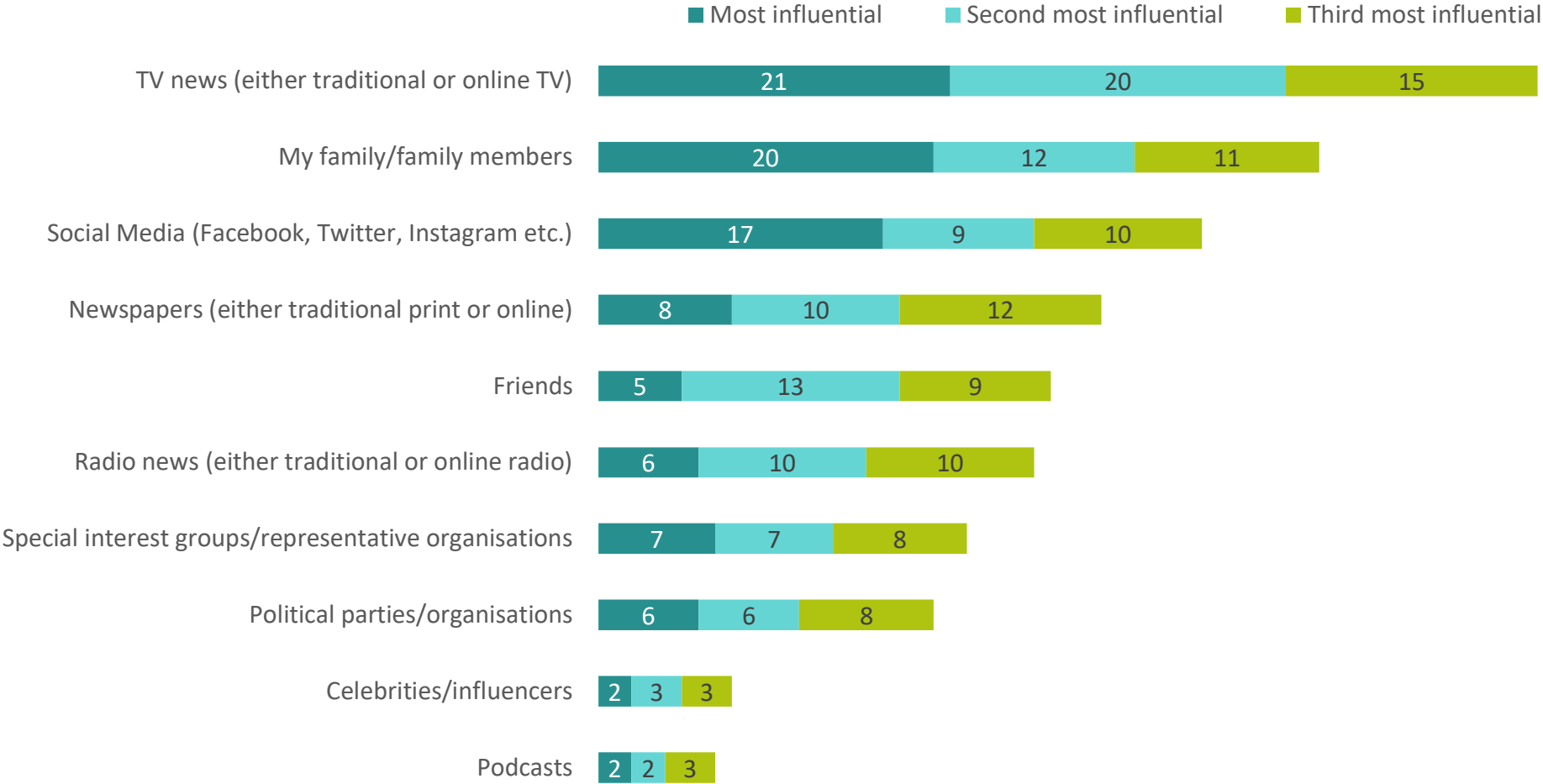
Base: All Adults N – 3,008



16-24 year olds, those age 65+ and females in general show higher levels of concern around the protection of human rights of minorities.

# Greatest Influence On Views And Opinions Of Key Issues

Base: All Adults N - 3,008



# Greatest Influence On Views And Opinions Of Key Issues - Total Mentions



Base: All Adults N - 3,008

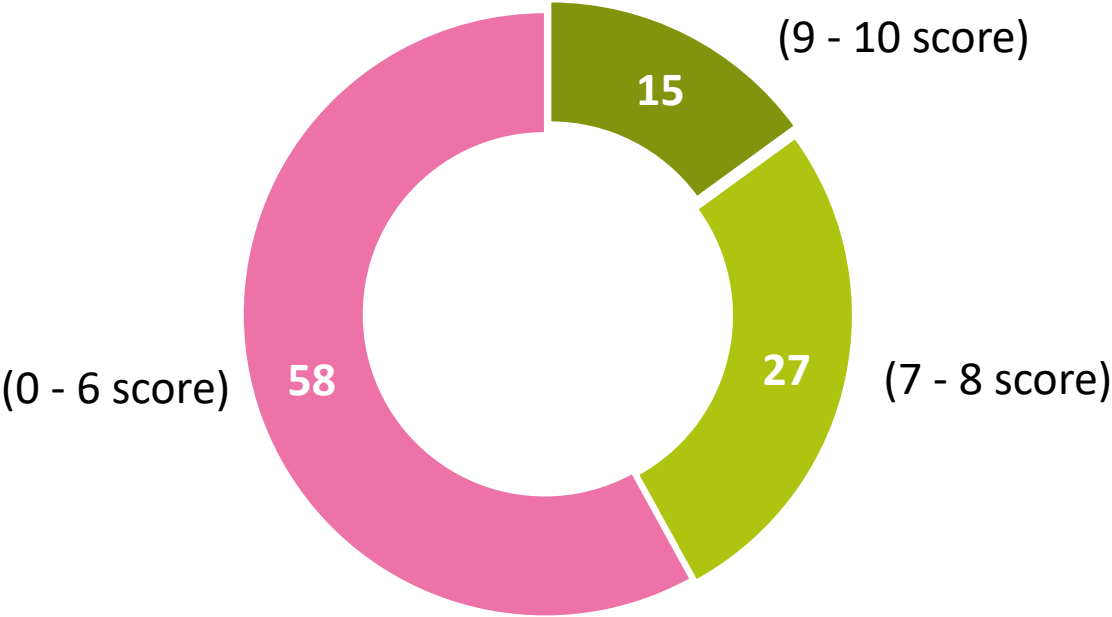
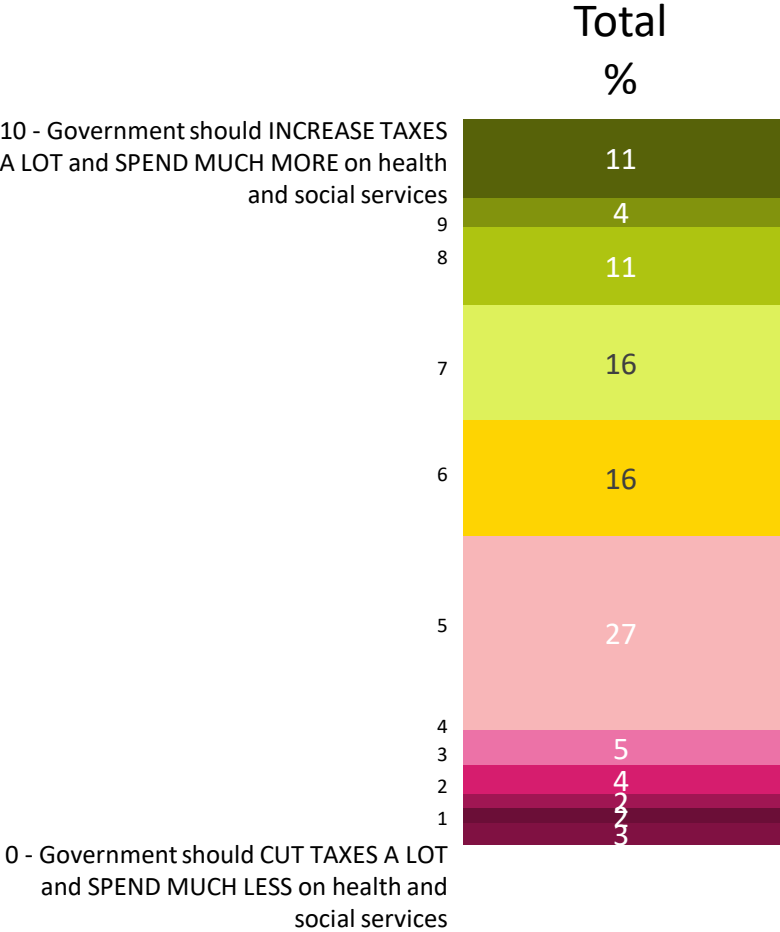
Base : 3,710 Filter: All interviews	Total	Gender		Age					Social Class		Area		Lifestage					
		Male	Female	18-24	25-34	35-49	50-64	65+	ABC1F	C2DE	Urban	Rural	Single	Pre Family	Family Pre School	Family Pre Teen	Family Teen	Empty Nester
UNWTD	3008	1477	1526	360	545	936	670	497	1481	1527	2166	842	949	255	389	462	213	739
	%	%	%	%	%	%	%	%	%	%	%	%	%	%	%	%	%	%
TV news (either traditional or online TV)	55	56	55	40	48	55	65	61	54	57	52	62	49	50	53	60	56	63
My family/family members	43	42	44	43	46	44	43	38	40	45	43	42	41	40	45	46	47	42
Social Media (Facebook, Twitter, Instagram etc.)	36	32	40	61	50	39	25	18	38	34	38	33	40	51	43	37	37	23
Newspapers (either traditional print or online)	31	33	29	16	22	30	38	42	33	29	31	31	28	30	23	28	26	41
Friends	28	30	25	35	34	31	24	18	27	29	29	26	33	27	31	29	25	20
Radio news (either traditional or online radio)	26	27	25	12	15	25	33	36	26	25	24	28	23	18	20	25	27	34
Special interest groups/representative organisations	22	18	26	13	16	23	25	31	20	24	21	24	22	15	21	19	22	27
Political parties/organisations	19	21	18	18	18	16	20	26	20	19	20	18	19	20	18	17	17	23
Schools/colleges/universities	15	15	15	25	15	14	13	13	15	15	15	14	17	18	14	14	17	12
Celebrities/influencers	9	9	9	21	14	9	4	3	10	8	10	7	11	12	14	10	8	3
Religious bodies/organisations	9	9	9	8	10	7	7	13	8	10	9	9	9	6	9	8	12	9
Podcasts	6	7	6	9	12	7	3	2	8	5	7	4	7	14	9	6	5	2

Older participants, rural inhabitants, family pre teens and empty nesters agree TV has the greatest influence on their views and opinion of key issues. Females and younger age groups/lifestages cite social media (particularly the 18-24 age group). Friends are also cited for the younger under 34 years age group. Newspapers and radio are also of importance for the older age group.



# Government Should Cut Taxes And Spend Less - Rating

Base: All Adults N - 3,008

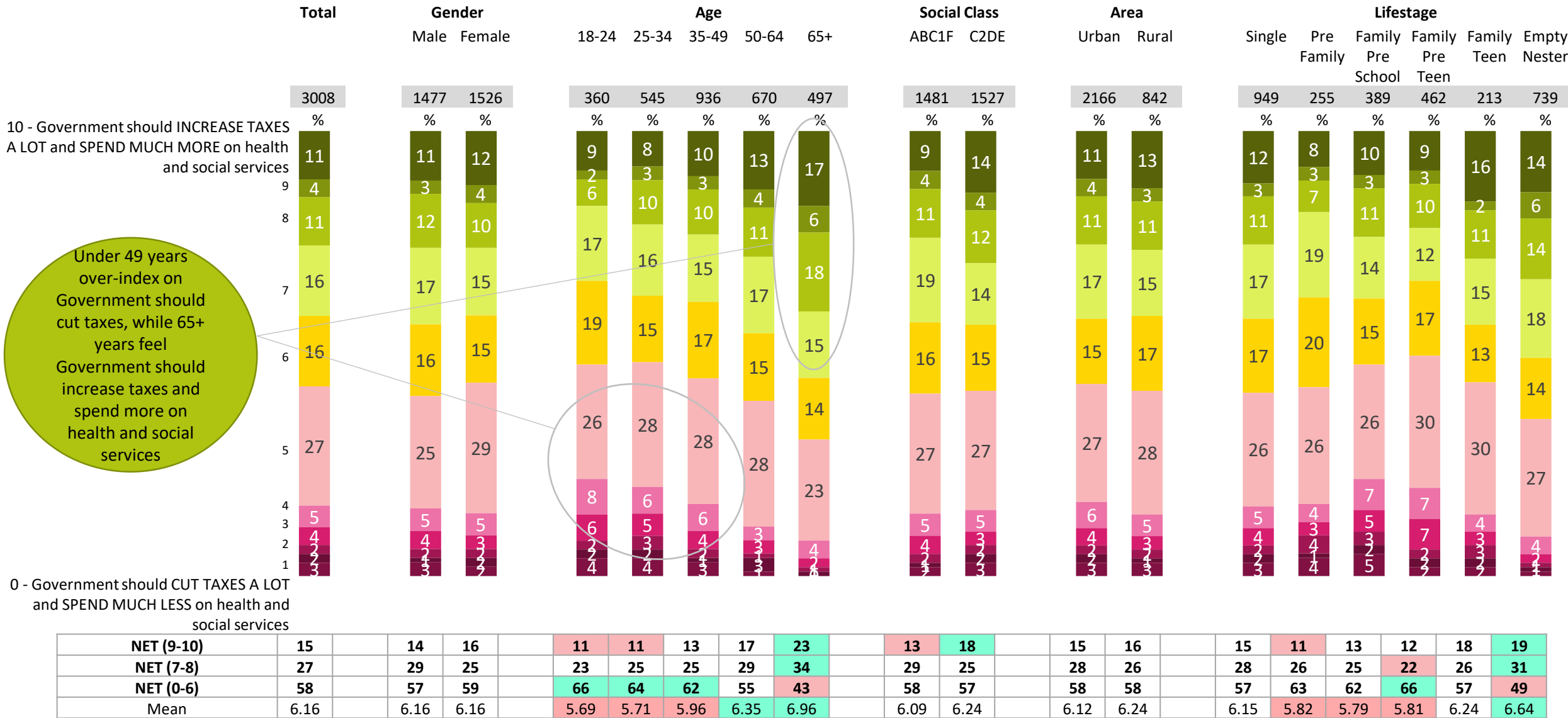


Q.11 On a scale of 0 to 10, where 0 means government should CUT TAXES A LOT and SPEND MUCH LESS on health and social public services, and 10 means government should INCREASE TAXES A LOT and SPEND MUCH MORE on health and social public services. Where would you place yourself in terms of this scale?



# Government Should Cut Taxes And Spend Less - Rating

Base: All Adults N - 3,008



Q.11 On a scale of 0 to 10, where 0 means government should CUT TAXES A LOT and SPEND MUCH LESS on health and social public services, and 10 means government should INCREASE

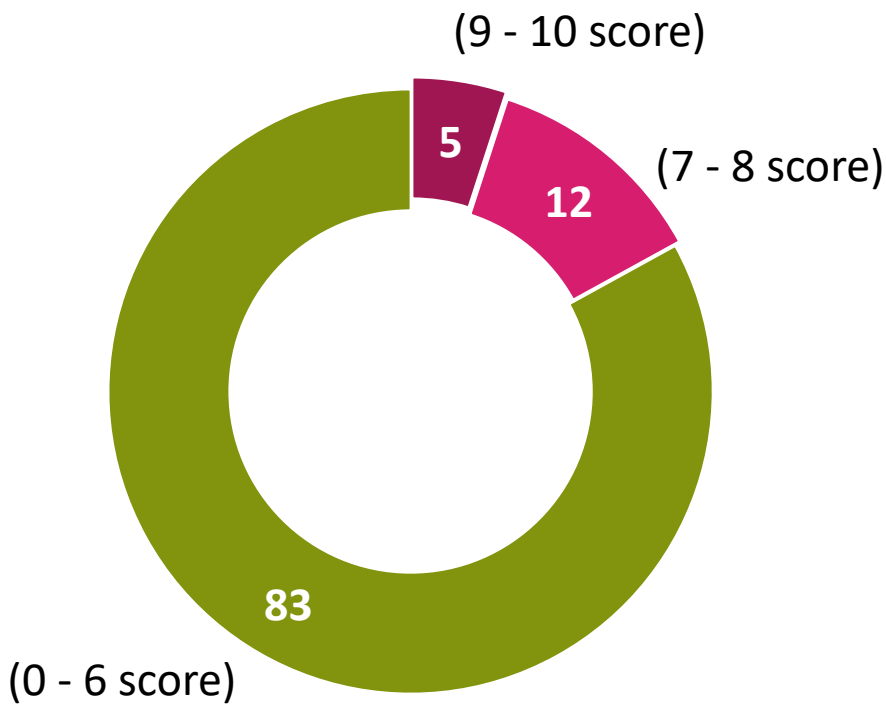
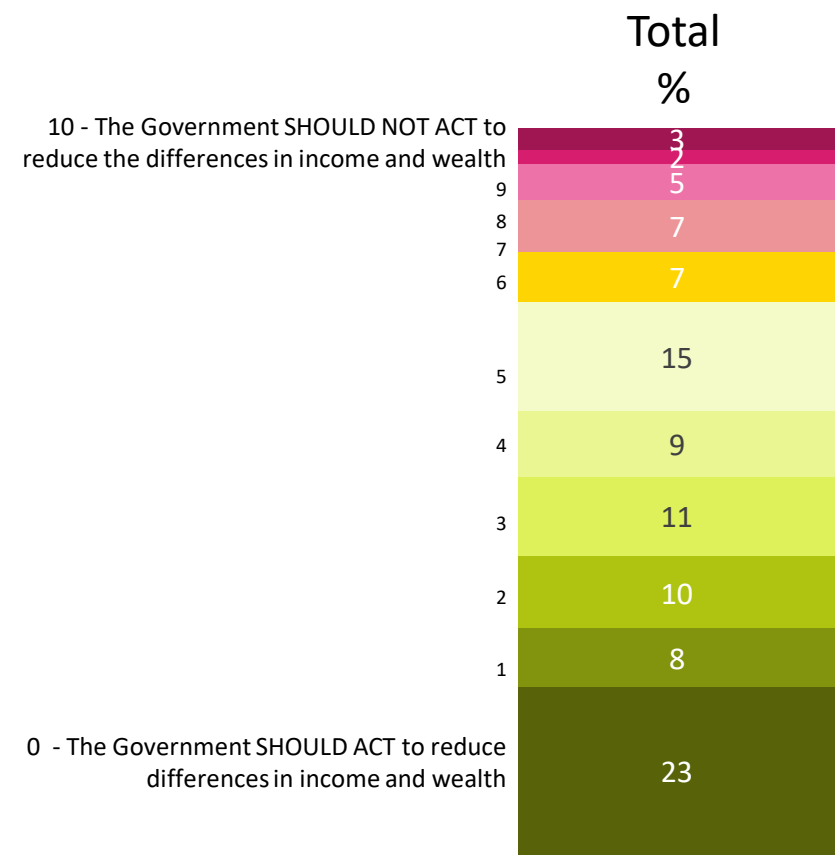
TAXES A LOT and SPEND MUCH MORE on health and social public services. Where would you place yourself in terms of this scale?



# Government Should Act To Reduce Differences In Income And Wealth - Rating



Base: All Adults N - 3,008



Q.12 On a scale from 0 to 10 where 0 means you strongly believe that the Irish government SHOULD ACT to reduce differences in income and wealth, and 10 means that you strongly believe that the government SHOULD NOT ACT to reduce differences in income and wealth, where would you place your view?



# Government Should Act To Reduce Differences In Income And Wealth - Rating



Base: All Adults N - 3,008



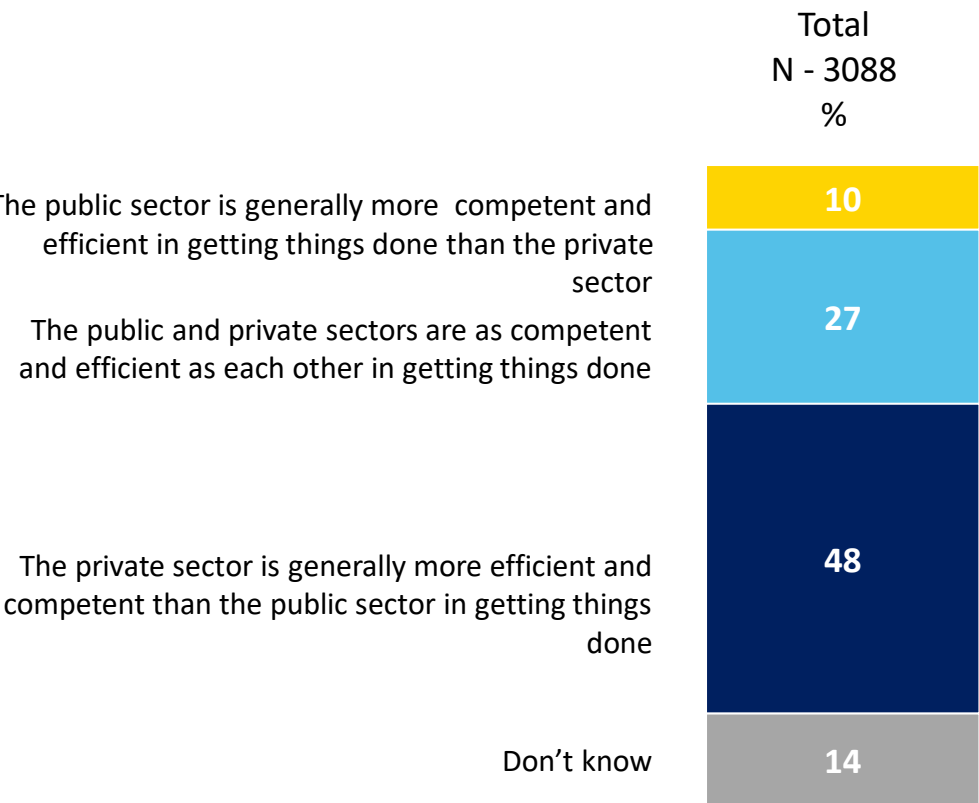
The older age groups register higher levels of agreement with the statement that the Government should act to reduce differences in income and wealth.



Q.12 On a scale from 0 to 10 where 0 means you strongly believe that the Irish government SHOULD ACT to reduce differences in income and wealth, and 10 means that you strongly believe that the government SHOULD NOT ACT to reduce differences in income and wealth, where would you place your view?

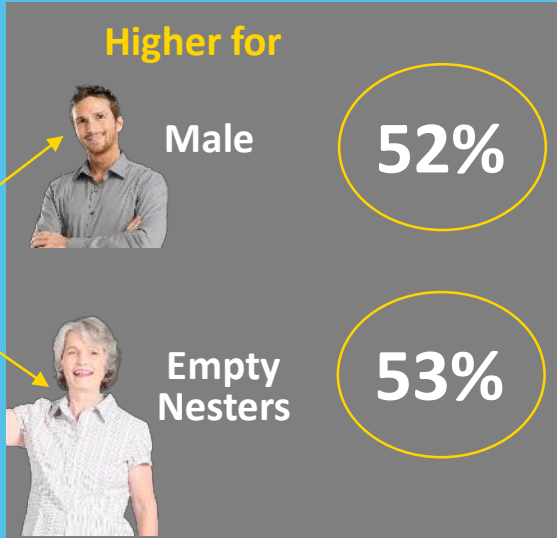
# Public Vs Private Sector In Terms Of Competence And Efficiency

Base: All Adults N - 3,008



The scales are tipped in favour of the private sector with almost half of all respondents (48%) agreeing that the private sector is generally more efficient than the public sector (10%) in getting things done.

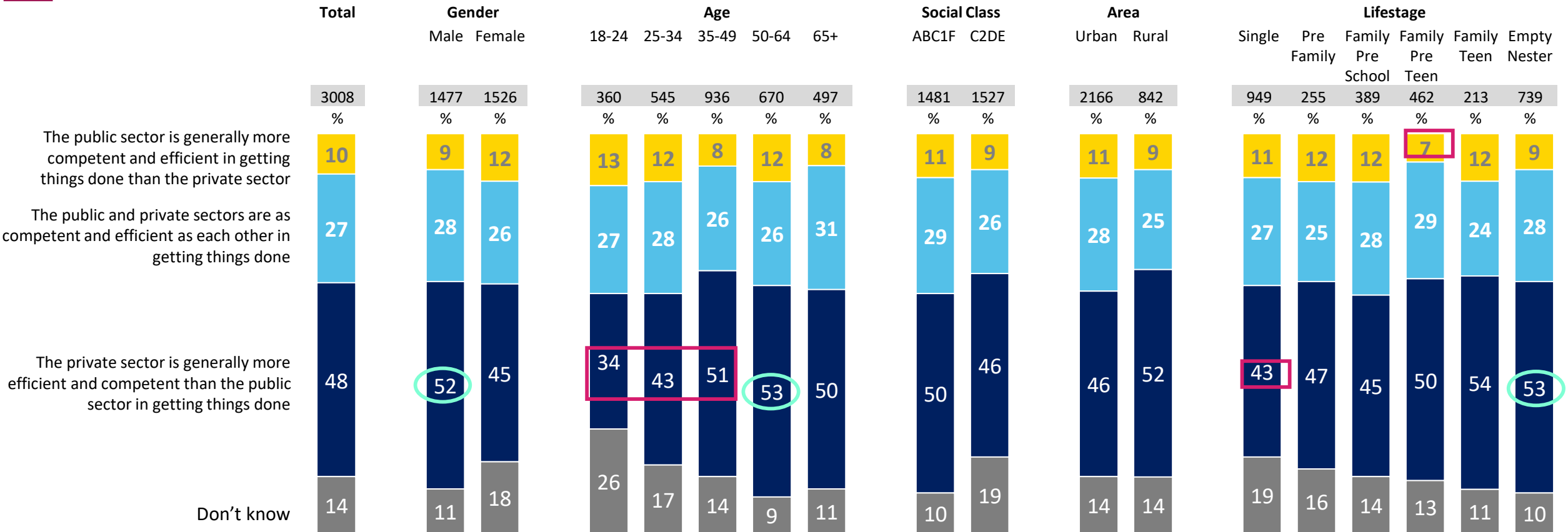
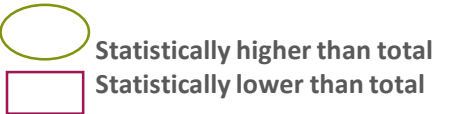
48%  
Private  
Sector



# Public Vs Private Sector In Terms Of Competence And Efficiency

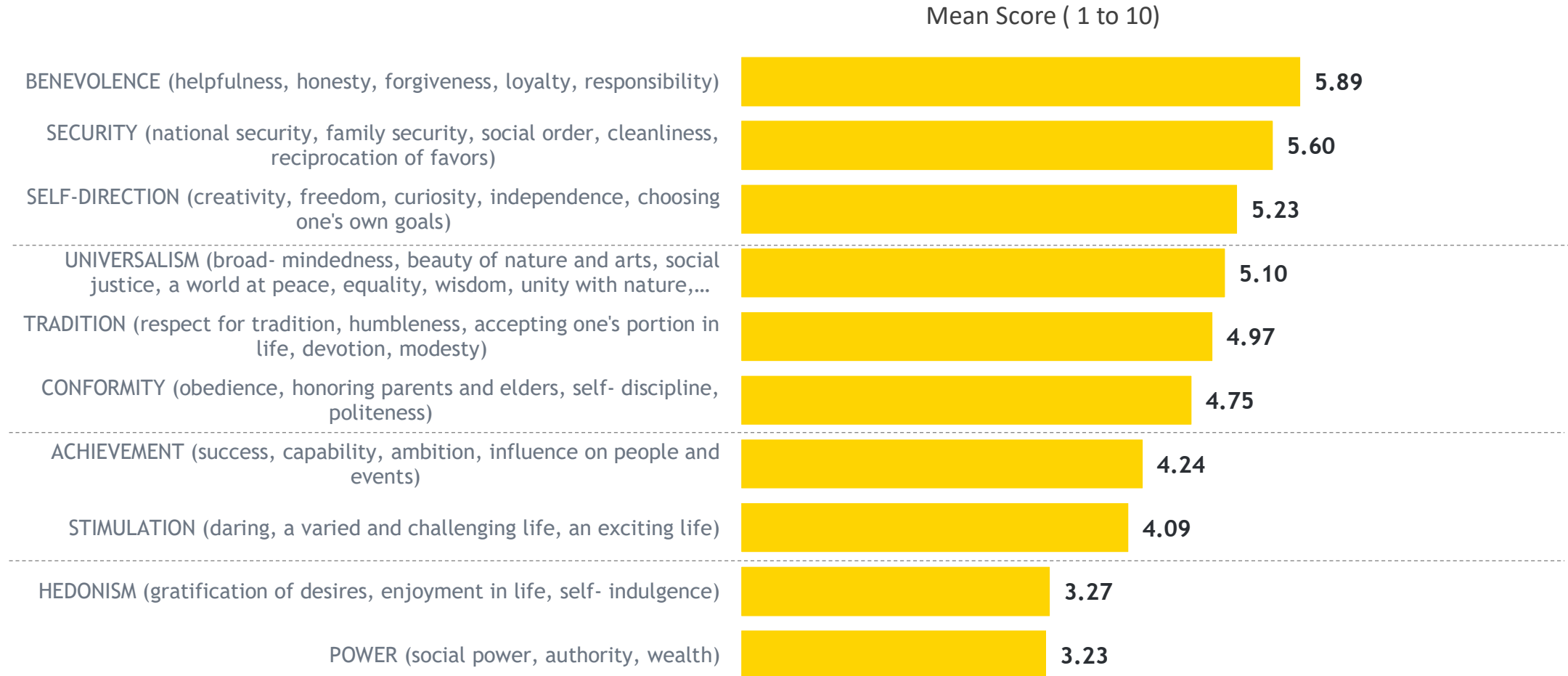


Base: All Adults N - 3,008



# Life Guiding Principles In Terms Of Importance

Base: All Adults N - 3,008

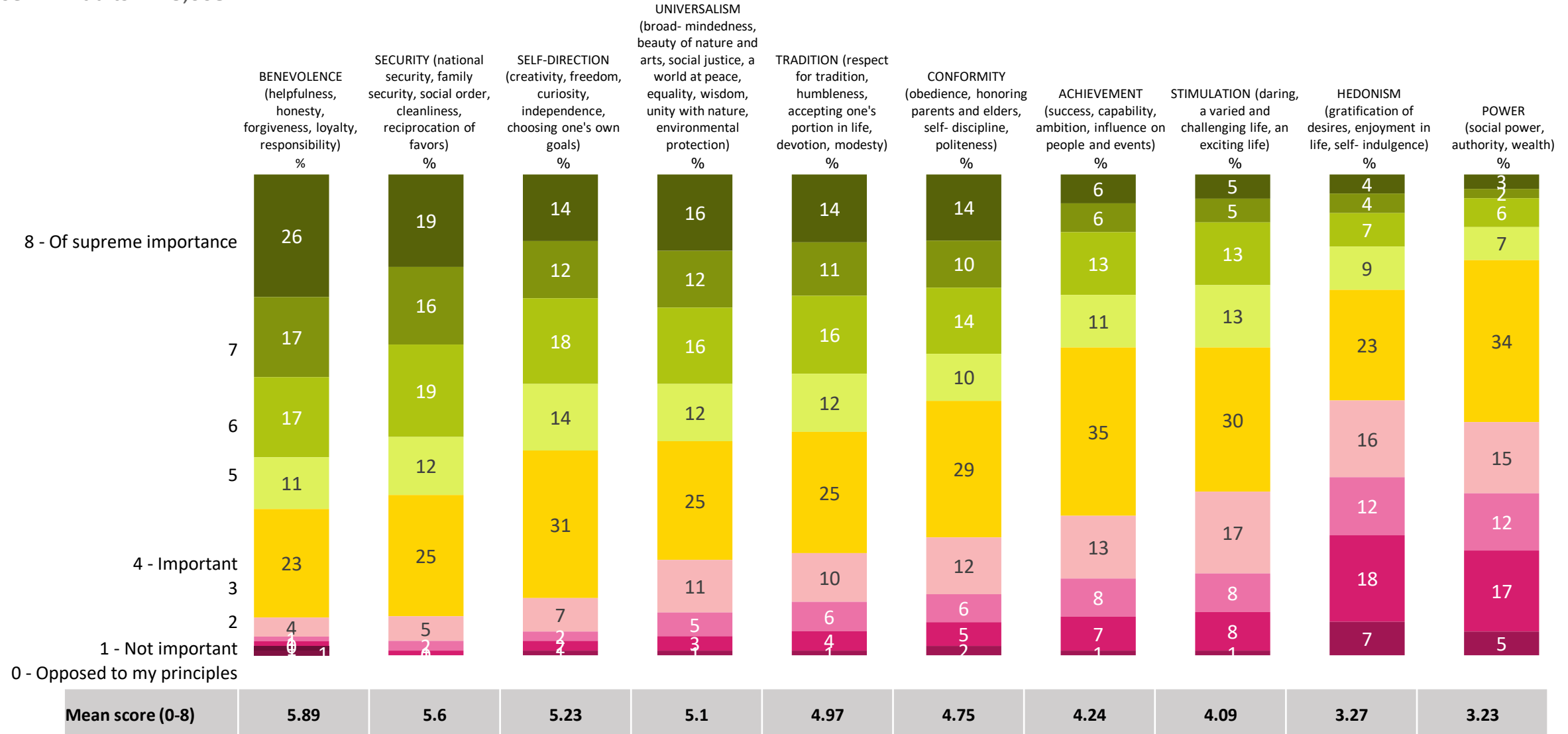


Q.14-24 Please rate the importance of the following values as a life-guiding principle for you. Use the 8-point scale in which 0 indicates that the value is opposed to your principles, 1 indicates that the value is not important for you, 4 indicates that the value is important, and 8 indicates that the value is of supreme importance for you.



# Life Guiding Principles In Terms Of Importance

Base: All Adults N - 3,008



Q.14-24 Please rate the importance of the following values as a life-guiding principle for you. Use the 8-point scale in which 0 indicates that the value is opposed to your principles, 1 indicates that the value is not important for you, 4 indicates that the value is important, and 8 indicates that the value is of supreme importance for you.



# Life Guiding Principles In Terms Of Importance

## Mean Scores x Key Demographics



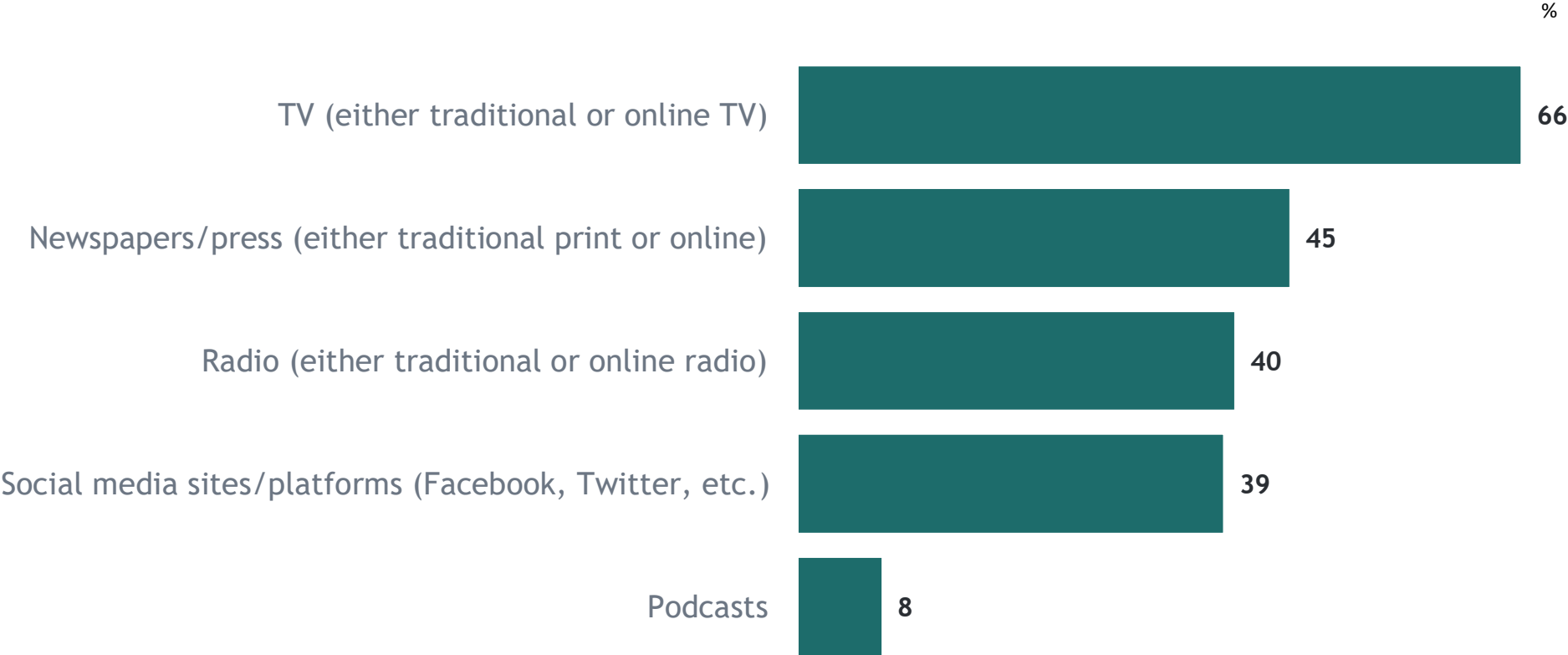
Base: All Adults N - 3,008

	Total	Gender		Kids U17		Age					Social Class		Region					Area		Lifestage					
		Male	Female	Yes	No	18-24	25-34	35-49	50-64	65+	ABC1F	C2DE	Dublin	Outside Dublin	Leinster	Munster	Conn/Ulster	Urban	Rural	Single	Pre Family	Family Pre School	Family Pre Teen	Family Teen	Empty Nester
	3008	1477	1526	1064	1944	360	545	936	670	497	1481	1527	845	2163	766	815	582	2166	842	949	255	389	462	213	739
BENEVOLENCE	5.89	5.61	6.15	5.79	5.94	5.8	5.82	5.79	5.99	6.03	5.8	5.97	5.75	5.94	5.98	5.85	6.04	5.79	6.08	5.98	5.79	5.85	5.59	6.08	5.94
SECURITY	5.60	5.53	5.66	5.59	5.6	5.15	5.48	5.42	5.86	5.97	5.53	5.66	5.53	5.63	5.58	5.67	5.64	5.55	5.69	5.42	5.19	5.66	5.47	5.72	5.95
SELF-DIRECTION	5.23	5.16	5.3	5.18	5.26	5.27	5.4	5.19	5.34	4.99	5.3	5.16	5.19	5.25	5.33	5.17	5.25	5.2	5.28	5.28	5.38	5.28	5.08	5.22	5.19
UNIVERSALISM	5.10	4.92	5.29	4.82	5.26	4.94	4.97	4.89	5.34	5.39	5.06	5.15	5.08	5.12	5.17	5.05	5.13	5.05	5.2	5.21	5.16	4.7	4.76	5.15	5.34
TRADITION	4.97	4.95	5	5.1	4.91	4.6	5.01	4.85	5.18	5.14	4.83	5.12	4.82	5.04	5	5.06	5.05	4.91	5.09	4.79	4.48	5.15	4.96	5.28	5.19
CONFORMITY	4.75	4.77	4.73	4.79	4.72	4.44	4.54	4.6	5.01	5.04	4.55	4.94	4.65	4.79	4.66	4.93	4.76	4.73	4.77	4.54	4.32	4.75	4.75	4.96	5.06
ACHIEVEMENT	4.24	4.31	4.16	4.32	4.19	4.79	4.85	4.15	3.93	3.84	4.51	3.97	4.46	4.14	4.09	4.2	4.13	4.35	4.02	4.32	4.55	4.65	4.15	4.07	3.92
STIMULATION	4.09	4.24	3.94	4.22	4.01	4.75	4.72	4.17	3.75	3.37	4.29	3.88	4.26	4.02	3.99	3.99	4.09	4.14	3.97	4.22	4.47	4.54	4.18	3.75	3.62
HEDONISM	3.27	3.32	3.21	3.62	3.08	4.55	4.44	3.41	2.63	1.95	3.44	3.09	3.52	3.16	3.13	3.19	3.17	3.4	3	3.47	3.92	4.1	3.53	2.97	2.34
POWER	3.23	3.43	3.05	3.33	3.18	3.5	3.48	3.19	3.04	3.14	3.4	3.07	3.45	3.15	3.02	3.31	3.08	3.36	2.99	3.27	3.17	3.51	3.33	3.01	3.07

Benevolence over-indexes amongst females and rural inhabitants. Security is of greater importance for the over 50's age group, as is universalism, tradition and conformity. Universalism is also important for women and those with children. The younger age cohorts (under 34's) place more emphasis on achievement, stimulation, hedonism and power.

# Sources Used Most Frequently for News & Information

Base: All Adults N - 3,008



# Sources Used Most Frequently for News & Information x Demographics

Base: All Adults N - 3,008



	Total	Gender		Age					Social Class		Region					Area		Lifestage					
		Male	Female	18-24	25-34	35-49	50-64	65+	ABC1	C2DEF	Dublin	Outside Dublin	Leinster	Munster	Conn/Ulster	Urban	Rural	Single	Pre Family	Family Pre School	Family Pre Teen	Family Teen	Empty Nester
UNWTD	3008	1477	1526	360	545	936	670	497	1481	1527	845	2163	766	815	582	2166	842	949	255	389	462	213	739
	%	%	%	%	%	%	%	%	%	%	%	%	%	%	%	%	%	%	%	%	%	%	%
TV (either traditional or online TV)	66	66	66	46	55	61	78	82	64	68	61	68	67	69	66	64	70	62	48	55	63	67	82
Newspapers/press (either traditional print or online)	45	48	43	28	36	46	46	60	49	42	51	43	44	42	43	46	43	40	42	42	44	41	55
Radio (either traditional or online radio)	40	41	40	22	31	35	48	60	41	40	40	41	41	41	39	38	46	36	31	33	38	39	53
Social media sites/platforms (Facebook, Twitter, etc.)	39	34	43	67	51	41	29	17	40	37	38	39	37	38	43	40	37	44	48	51	36	39	24
Podcasts	8	9	8	12	14	9	5	5	11	6	10	8	8	8	7	9	8	10	18	9	7	8	5

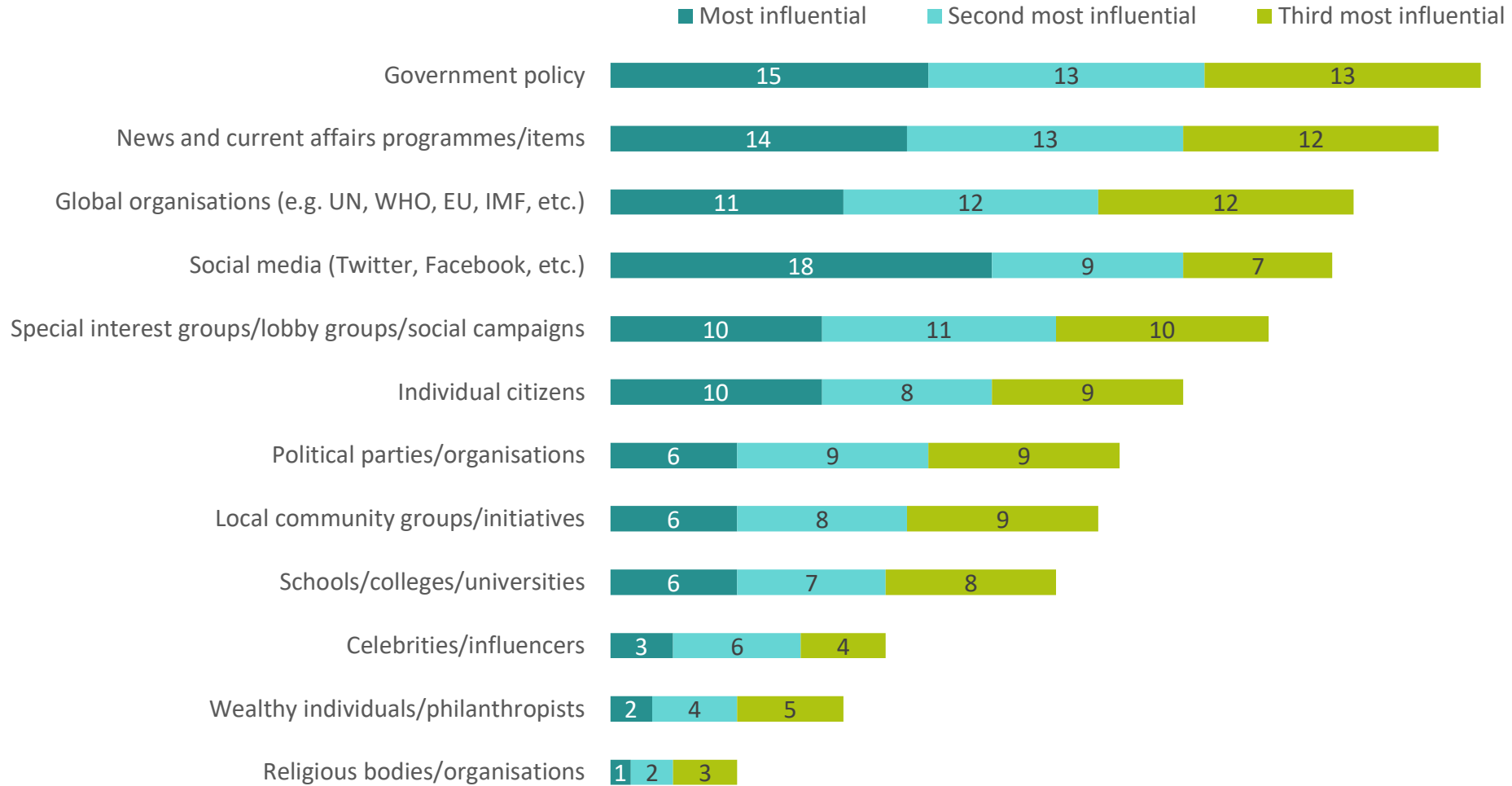
TV at 65% was reported to be the source used most frequently for news and information, and this was higher for those aged 50+, as was radio. Newspapers was highest for 65+ years. Not surprisingly Social media was of highest importance for 18-24 yrs at 67% and 51% for 25-34 yrs. Podcasts were higher for 18 to 34 yrs and Pre-Family lifestage.



Q.25 Which of the following sources do you use most frequently for news and information?

# Most influential in bringing about social change

Base: All Adults N - 3,008



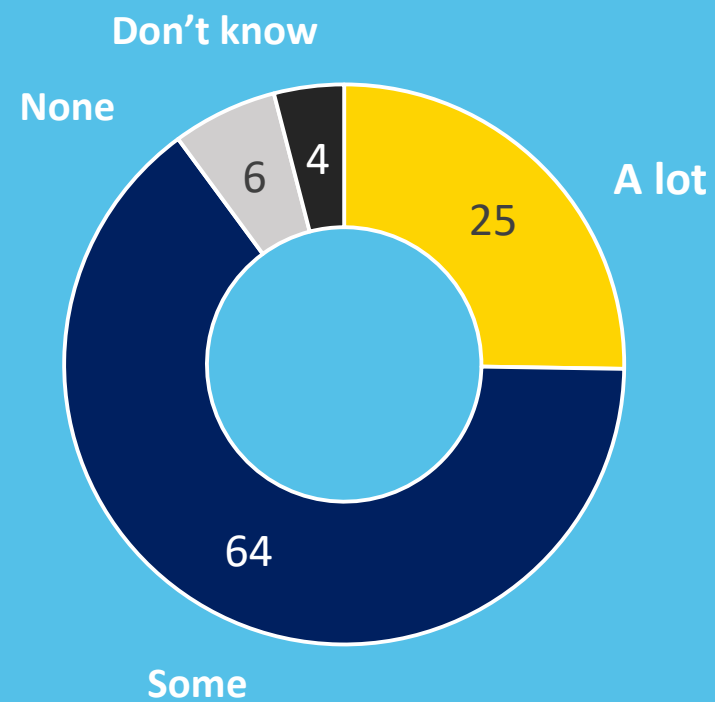
# Most Influential In Bringing About Social Change - Total Mentions x Demographics

Base: All Adults N - 3,008

	Total	Gender		Age					Social Class		Area		Lifestage					
		Male	Female	18-24	25-34	35-49	50-64	65+	ABC1F	C2DE	Urban	Rural	Single	Pre Family	Family Pre School	Family Pre Teen	Family Teen	Empty Nester
UNWTD	3008	1477	1526	360	545	936	670	497	1481	1527	2166	842	949	255	389	462	213	739
	%	%	%	%	%	%	%	%	%	%	%	%	%	%	%	%	%	%
Government policy	41	44	38	32	36	37	46	48	42	39	41	40	39	44	32	36	41	48
News and current affairs programmes/items	38	36	40	29	31	38	42	46	38	38	38	39	35	34	35	40	37	44
Social media (Twitter, Facebook, etc.)	34	31	37	55	46	38	22	16	35	33	36	30	38	45	45	37	32	18
Global organisations (e.g. UN, WHO, EU, IMF, etc.)	34	33	35	32	28	30	40	40	35	33	33	36	35	32	27	30	36	39
Special interest groups/lobby groups/social campaigns	31	28	34	18	23	31	37	39	30	32	30	32	33	25	28	26	28	36
Individual citizens	26	29	23	25	32	26	29	17	26	26	25	28	25	26	27	27	29	25
Local community groups/initiatives	23	23	23	14	21	23	27	27	21	26	22	25	20	17	25	20	23	29
Political parties/organisations	23	27	19	19	20	24	23	28	24	22	23	23	21	21	22	26	23	25
Schools/colleges/universities	21	21	20	30	19	23	17	17	19	22	22	19	20	21	22	25	23	18
Celebrities/influencers	13	11	15	27	24	13	5	3	13	12	13	12	16	18	21	13	11	5
Wealthy individuals/philanthropists	11	10	11	12	13	10	8	11	11	11	11	10	12	12	11	12	7	9
Religious bodies/organisations	6	7	4	8	6	5	4	7	6	5	6	6	5	6	6	7	9	5

Government policy was higher for men, and 50 to 65+ age groups. Social media over-indexed amongst the Under 50's age groups (single, pre family and family pre-school lifestage). Global organisations and special interest groups also recorded higher levels for older age groups. Men also over-indexed on individual citizens and political parties. Celebrities/influencers were highest for the under 34 year olds.

# Racial Discrimination



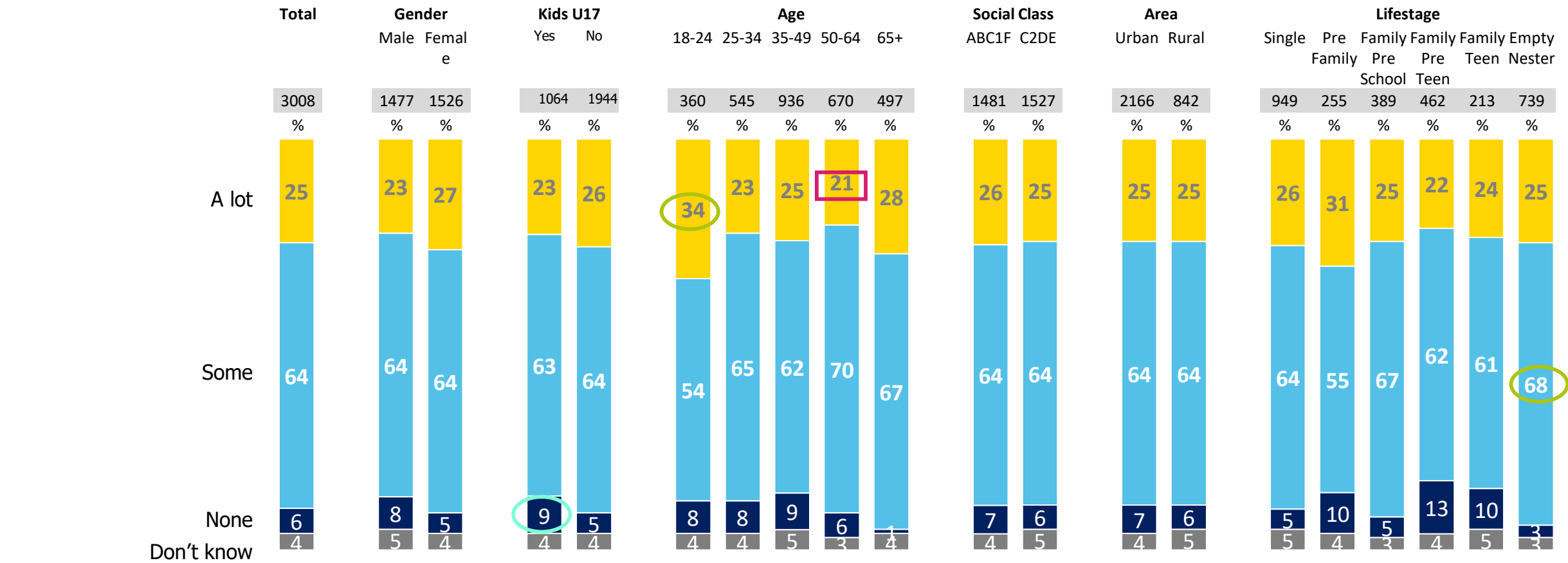
Q.27 How much racial discrimination do you feel there is in Ireland today?

# Racial Discrimination x Demographics



Base: All Adults N - 3,008

○ Statistically higher than total  
□ Statistically lower than total




The younger age groups of 18-24 years are more likely to agree that three is a lot of racial discrimination in Ireland today, with empty nesters (65+ age group) agreeing there is some. 9% of those with children under 17 believe there is none.



# Incidence of Travelling to Overseas Country

Base: All Adults N - 3,008



 Statistically higher than total  
 Statistically lower than total



The incidence of travelling overseas to a developing country is higher for men, ABC1s, and those at the pre family/pre school lifestyle.

Q.28 Have you ever travelled overseas to a developing country? By developing country we mean a country that has lower levels of income, worse health outcomes, and poorer access to key services such as schools and infrastructure; such countries are generally located in Africa, South America, Asia and the Pacific.



# Levels of Concern about Poverty in Developing Countries

Base: All Adults N - 3,008

Concern around levels of poverty in developing countries

N - 3008  
%

Very concerned

24

Fairly concerned

51

No strong feelings either one way or the other

20

Not very concerned  
Not at all concerned

3

2

**NET  
(Concerned)  
75%**

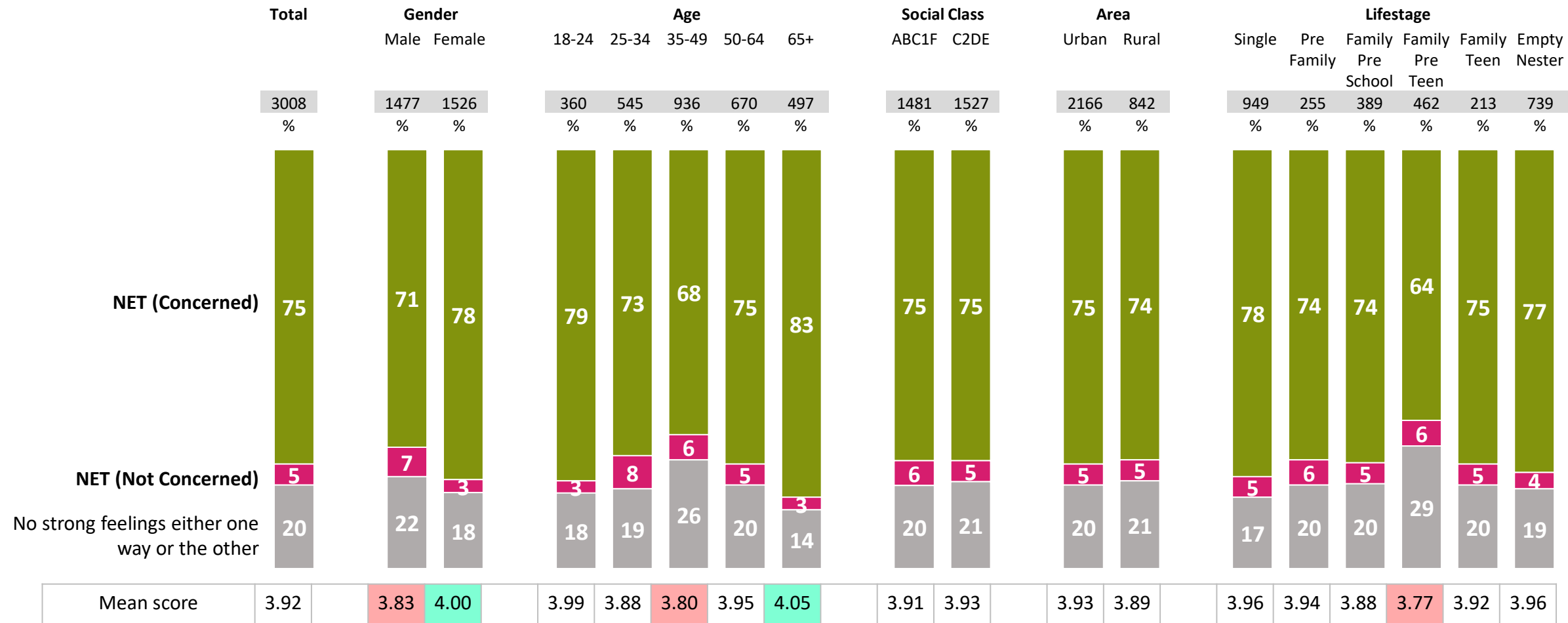
**NET (not  
Concerned) 5%**



# Levels of Concern about Poverty in Developing Countries x Demographics



Base: All Adults N - 3,008



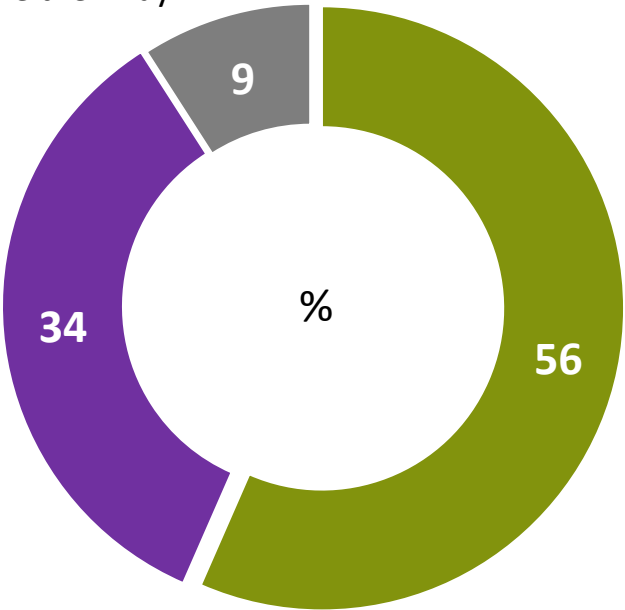
Over-three quarters claim they are very/fairly concerned with the level of poverty in developing countries and this level of concern is highest amongst women and the 65+ years age group.



# Attitudes Towards Capabilities Of Developing Countries

Base: All Adults N – 3,008

No strong opinion either way



Developing countries are stuck where they are for the foreseeable future

Developing countries can make progress



Q.30 Do you feel that developing countries are capable of making economic and social progress, or do you feel that developing countries are stuck in their own current and economic social state for the foreseeable future?

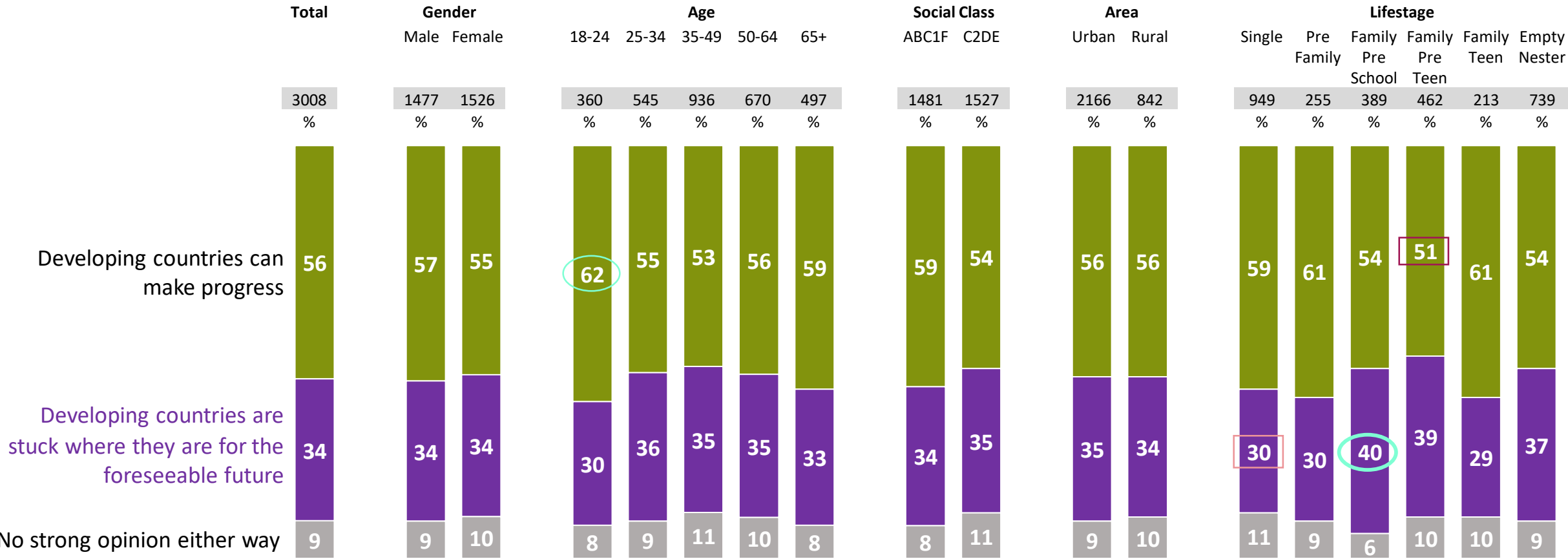


# Attitudes Towards Capabilities Of Developing Countries x Demographics

Base: All Adults N – 3,008



○ Statistically higher than total  
□ Statistically lower than total



The 18 to 24 years age group are most likely to feel that developing countries can make progress, whilst the Family Pre School lifestage are most likely to believe that developing countries are stuck where they are for the foreseeable future.

Q.30 Do you feel that developing countries are capable of making economic and social progress, or do you feel that developing countries are stuck in their own current and economic social state for the foreseeable future?

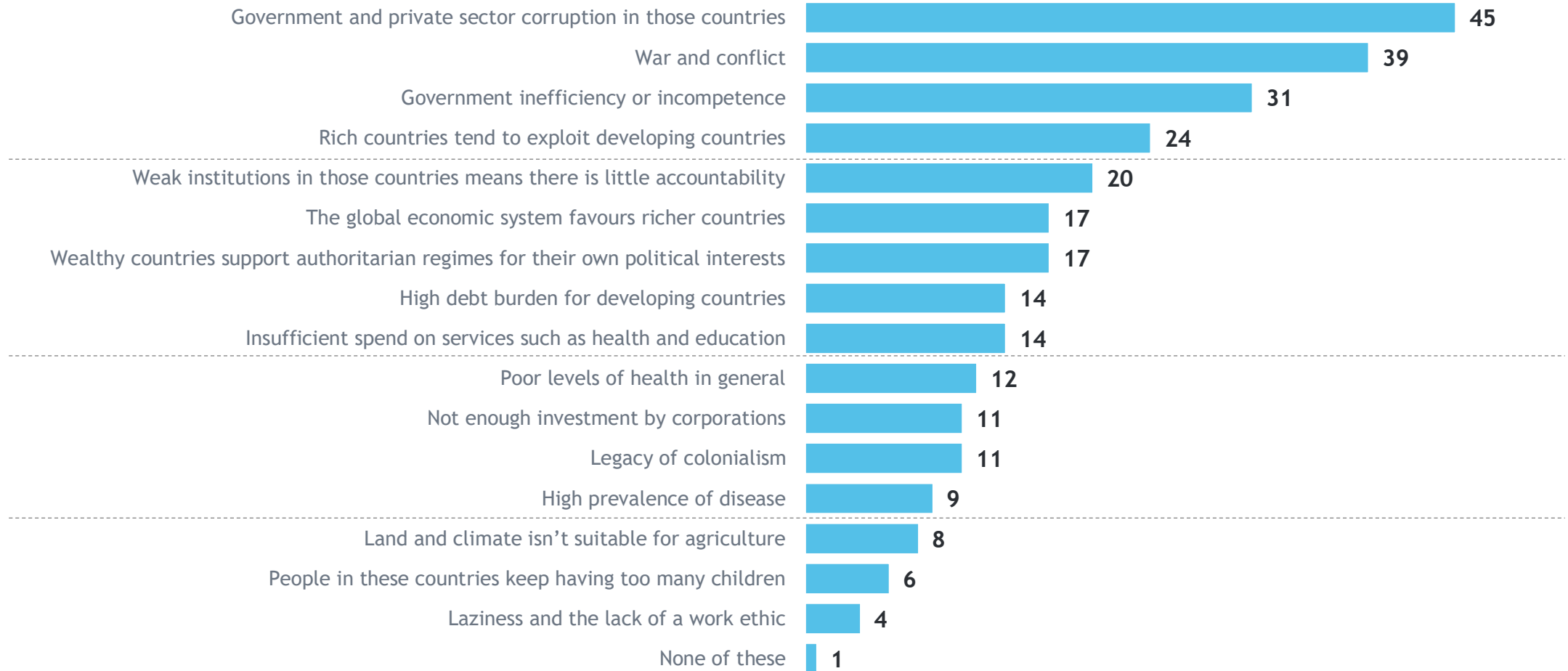


# Main Causes Of Poverty In Developing Countries

Base: All Adults N – 3,008



%



Q.31 Which of the following do you think are the main causes of poverty in developing countries?

# Main Causes Of Poverty In Developing Countries x Demographics

Base: All Adults N – 3,008



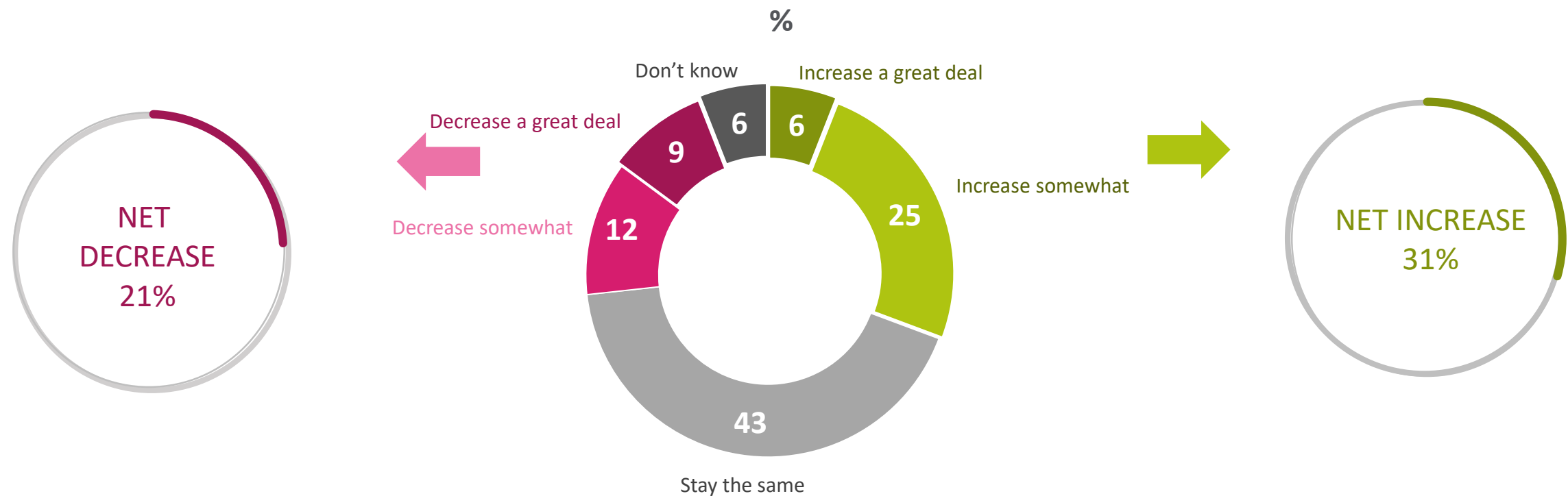
	Total	Gender		Age					Social Class		Area		Lifestage					
		Male	Female	18-24	25-34	35-49	50-64	65+	ABC1F	C2DE	Urban	Rural	Single	Pre Family	Family Pre School	Family Pre Teen	Family Teen	Empty Nester
UNWTD	3008	1477	1526	360	545	936	670	497	1481	1527	2166	842	949	255	389	462	213	739
Government and private sector corruption in those countries	45	45	45	31	40	44	51	51	44	45	44	47	42	39	46	39	49	51
War and conflict	39	36	41	40	36	38	42	37	37	40	37	41	40	31	37	39	38	40
Government inefficiency or incompetence	31	33	28	22	31	30	33	35	29	32	30	31	26	32	28	34	28	36
Rich countries tend to exploit developing countries	24	24	23	30	24	23	22	22	25	22	24	24	25	30	24	19	28	21
Weak institutions in those countries (Judiciary, Parliament, Opposition Parties, Free Press, etc.) means there is little accountability	20	22	19	14	17	21	23	22	21	20	20	21	20	19	19	20	22	23
The global economic system favours richer countries	17	18	16	17	18	18	15	17	19	15	18	15	19	21	18	16	17	15
Wealthy countries support authoritarian regimes for their own political interests	17	16	17	12	15	17	18	18	17	17	16	18	17	16	18	14	16	18
High debt burden for developing countries	14	15	14	13	12	15	15	16	15	13	14	15	15	14	11	15	13	16
Insufficient spend on services such as health and education	14	11	16	16	16	14	13	11	13	14	13	14	13	13	18	15	16	11
Poor levels of health in general	12	11	13	14	16	12	10	10	13	12	12	12	12	13	13	15	11	10
Not enough investment by corporations who prefer to invest in more developed countries	11	9	12	13	11	11	10	9	10	11	11	10	10	10	13	13	11	9
Legacy of colonialism	11	12	10	16	13	10	10	9	13	8	10	11	14	12	9	9	8	9
High prevalence of disease	9	7	10	11	11	9	8	7	9	9	10	7	10	10	8	10	11	6
Land and climate isn't suitable for agriculture	8	7	8	8	10	8	7	8	8	8	8	7	7	10	8	10	7	7
People in these countries keep having too many children	6	7	6	6	7	7	6	5	6	7	6	7	7	5	6	8	6	5
Laziness and the lack of a work ethic	4	6	2	6	5	4	3	3	4	4	4	4	3	4	5	5	4	4
None of these	1	1	1	2	2	2	0	-	1	1	1	1	1	2	1	2	1	0

Older respondents and empty nesters are more inclined to agree that Government and private sector corruption is the main cause of poverty in developing countries. Younger respondents (18 – 24 years) over index on agreement levels that rich countries tend to exploit developing countries.

# Should Irish Government Increase Or Decrease The Amount Of Money It Spends On Overseas Aid



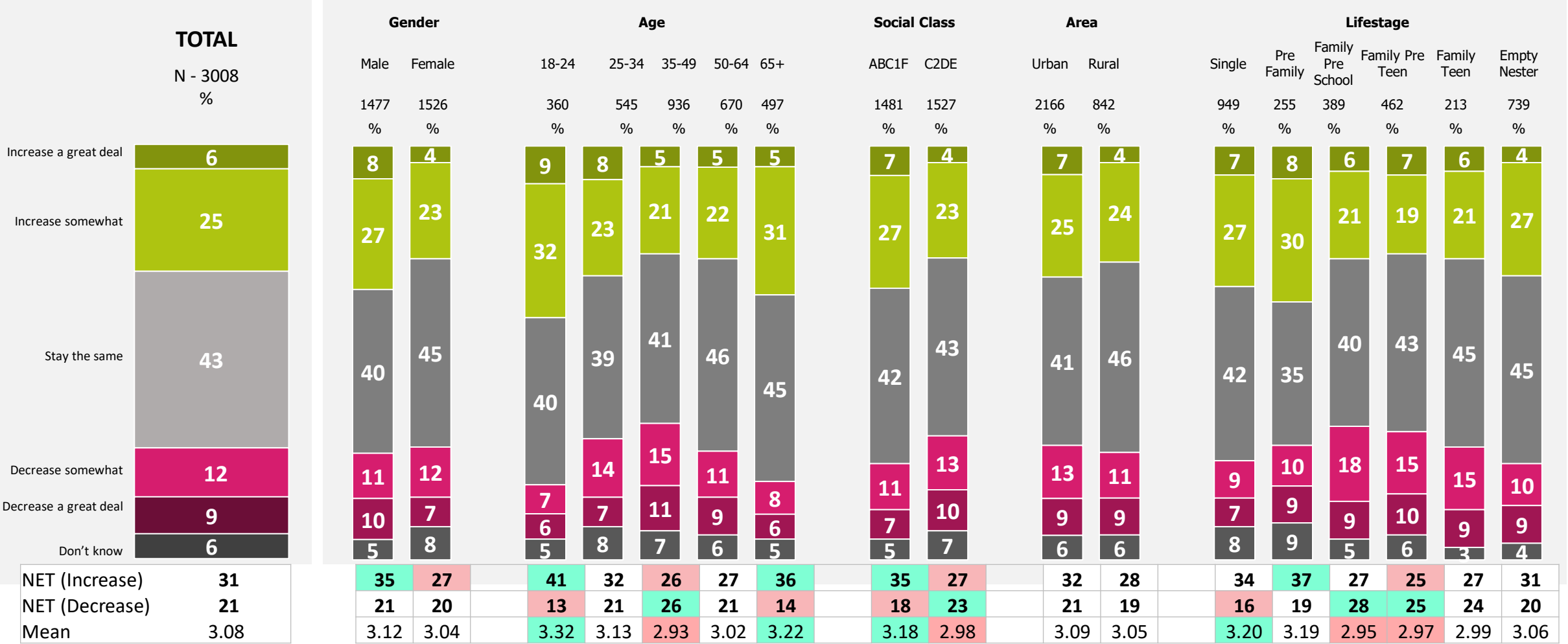
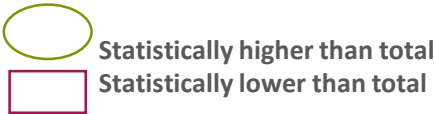
Base: All Adults N – 3,008



# Should Irish Government Increase Or Decrease The Amount Of Money It Spends On Overseas Aid x Demographics



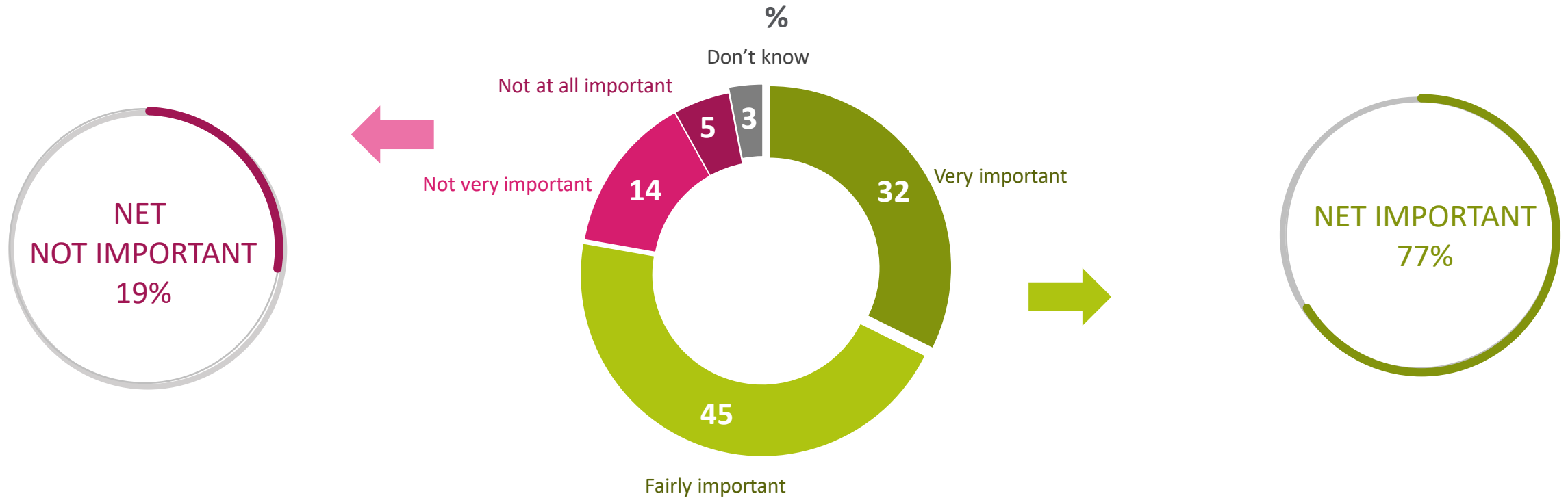
Base: All Adults N – 3,008



Men, the 18 to 24 yrs and 65+ age cohorts, ABC1's and Pre Family lifestage display higher levels of agreement that the Irish Government should increase the amount of money it spends on overseas aid.

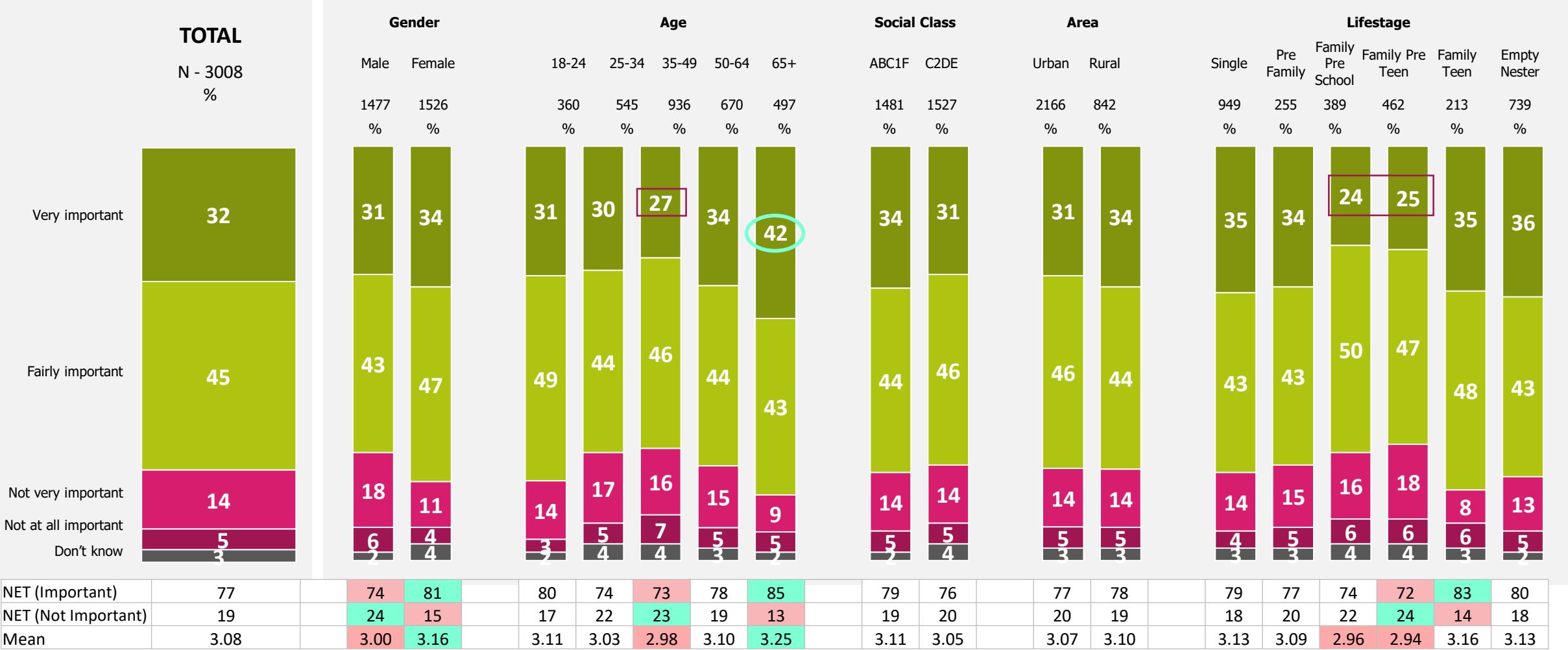
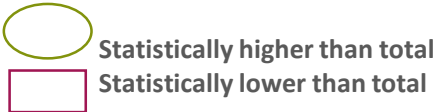
# Importance Of Irish Government Providing Overseas Aid

Base: All Adults N – 3,008



# Importance Of Irish Government Providing Overseas Aid x Demographics

Base: All Adults N – 3,008



The over 65's, family teens and females are more likely to agree that it is very important for the Irish Government to provide overseas aid.

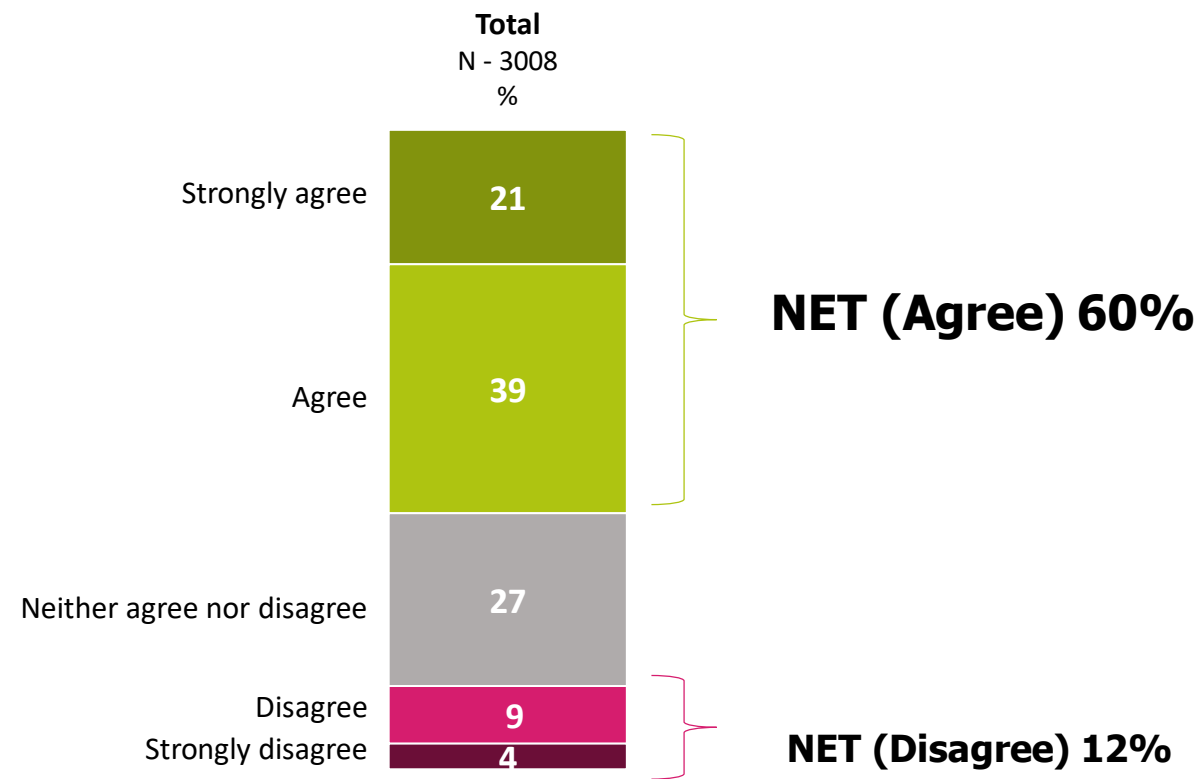


Q.33 Do you feel it is very important, fairly important, not very important or not at all important that the Irish Government provides overseas aid to help people in developing countries?

# Level Of Agreement That Citizens Of Ireland Have A Moral Obligation To Personally Support Overseas Aid



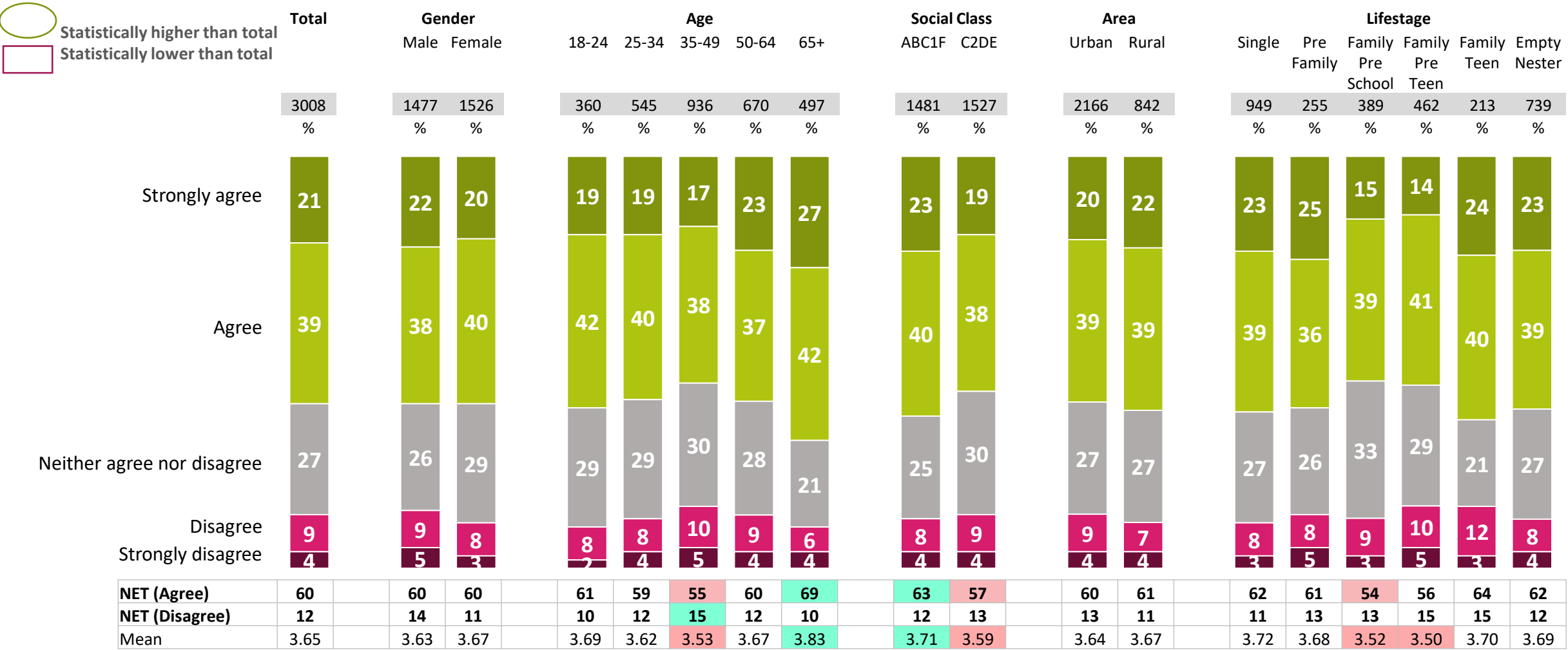
Base: All Adults N – 3,008



# Level Of Agreement That Citizens Of Ireland Have A Moral Obligation To Personally Support Overseas Aid x Demographics



Base: All Adults N – 3,008

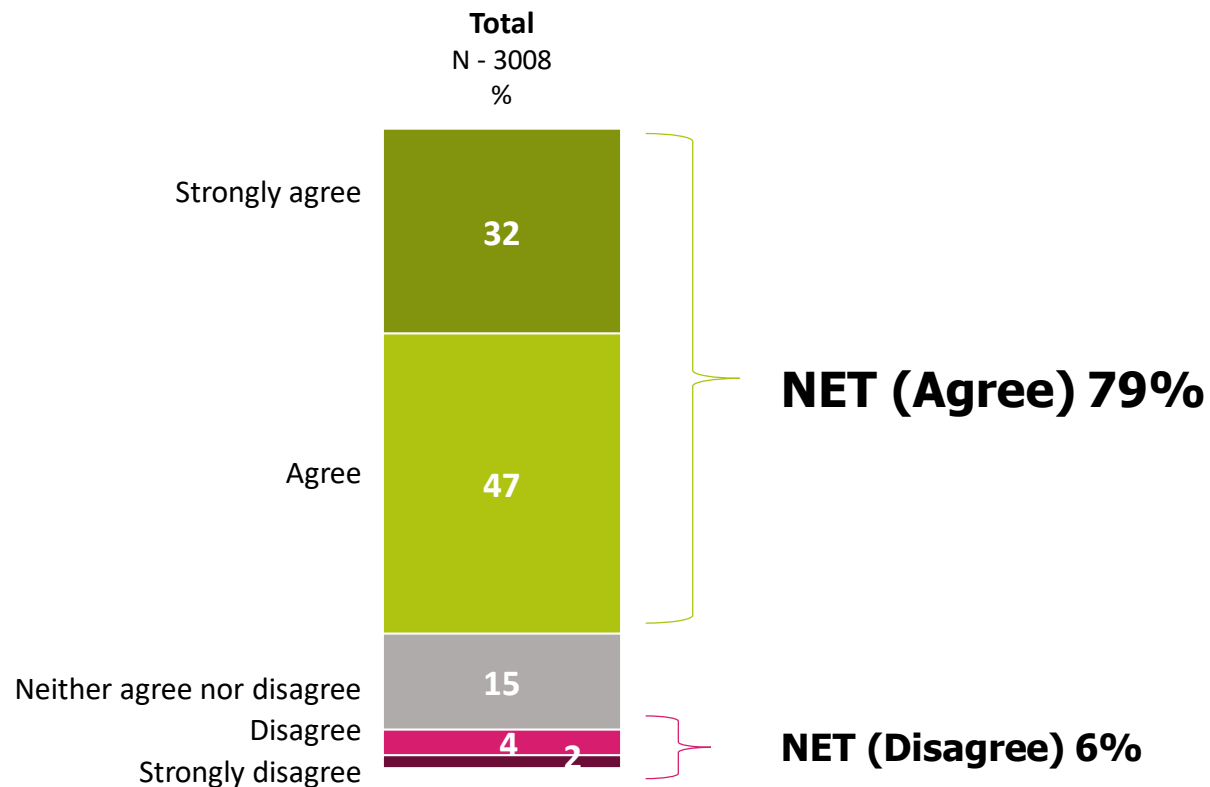


When asked if citizens of Ireland have a moral obligation to personally support overseas aid, agreement was highest for over 65s at 69%, with 63% of the ABC1 social class category agreeing versus the overall total of 60%.



# Level of agreement that Overseas aid can help bring about positive change for those living in developing countries

Base: All Adults N – 3,008



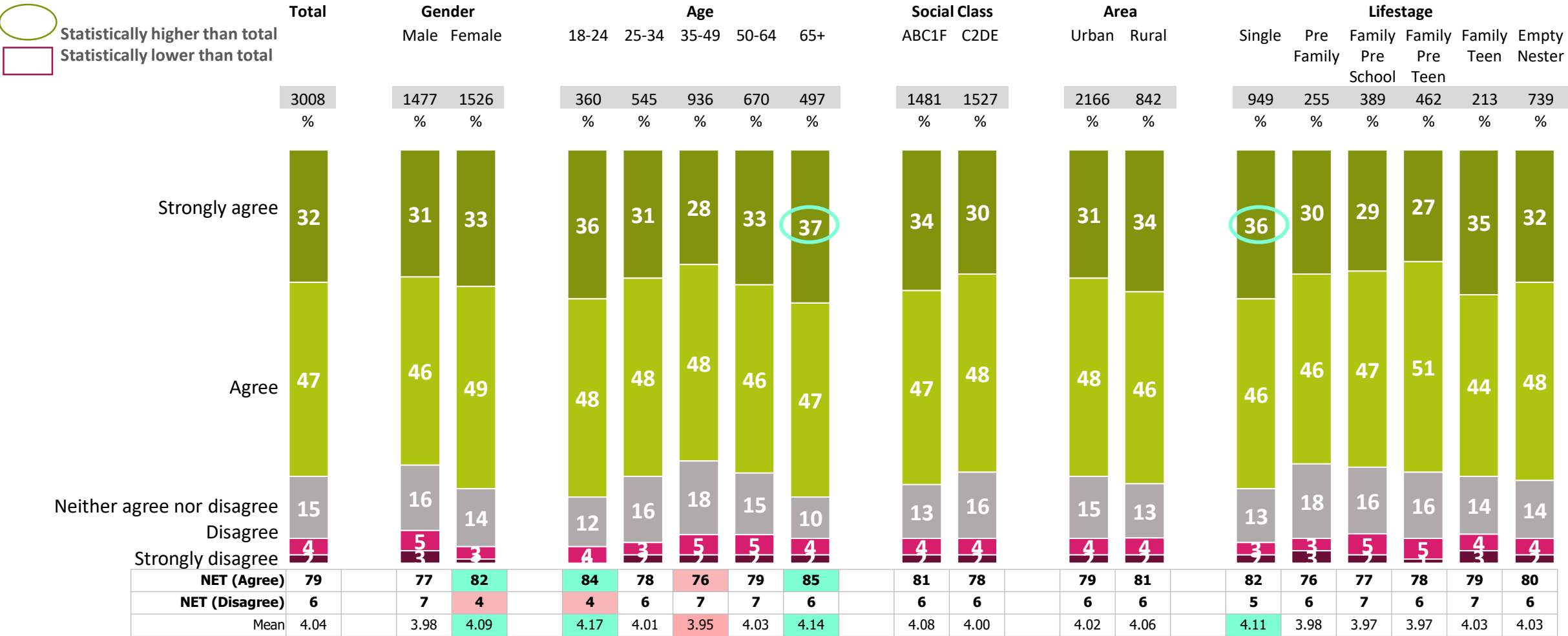
Q.35 Please indicate the extent to which you agree or disagree with the following statement. Overseas aid can help bring about positive change for those living in developing countries.



# Level Of Agreement That Overseas Aid Can Help Bring About Positive Change For Those Living In Developing Countries x Demographics



Base: All Adults N – 3,008



Women, 18 – 24 years and 65+ years are slightly more likely than the average to agree that Overseas Aid can help bring about positive change for those living in developing countries.



# Actions taken in relation to global poverty & development in past 12 months

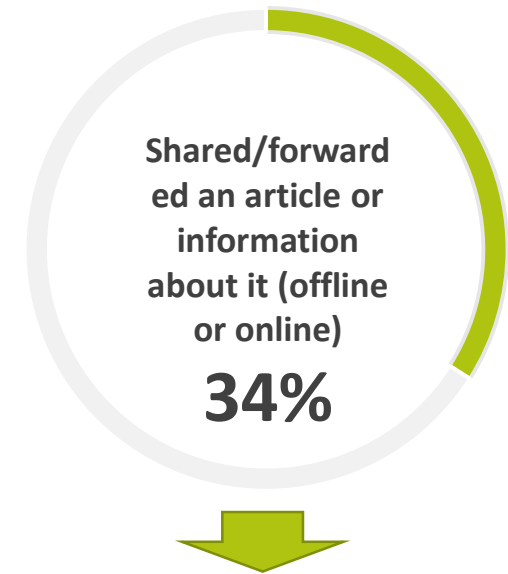
Base: All Adults N – 3,008



*81% for 18 to 24 yrs*



*72% for 18 to 24 yrs  
65% Pre Family*



*54% for 18 to 24 yrs  
37% Pre Family*

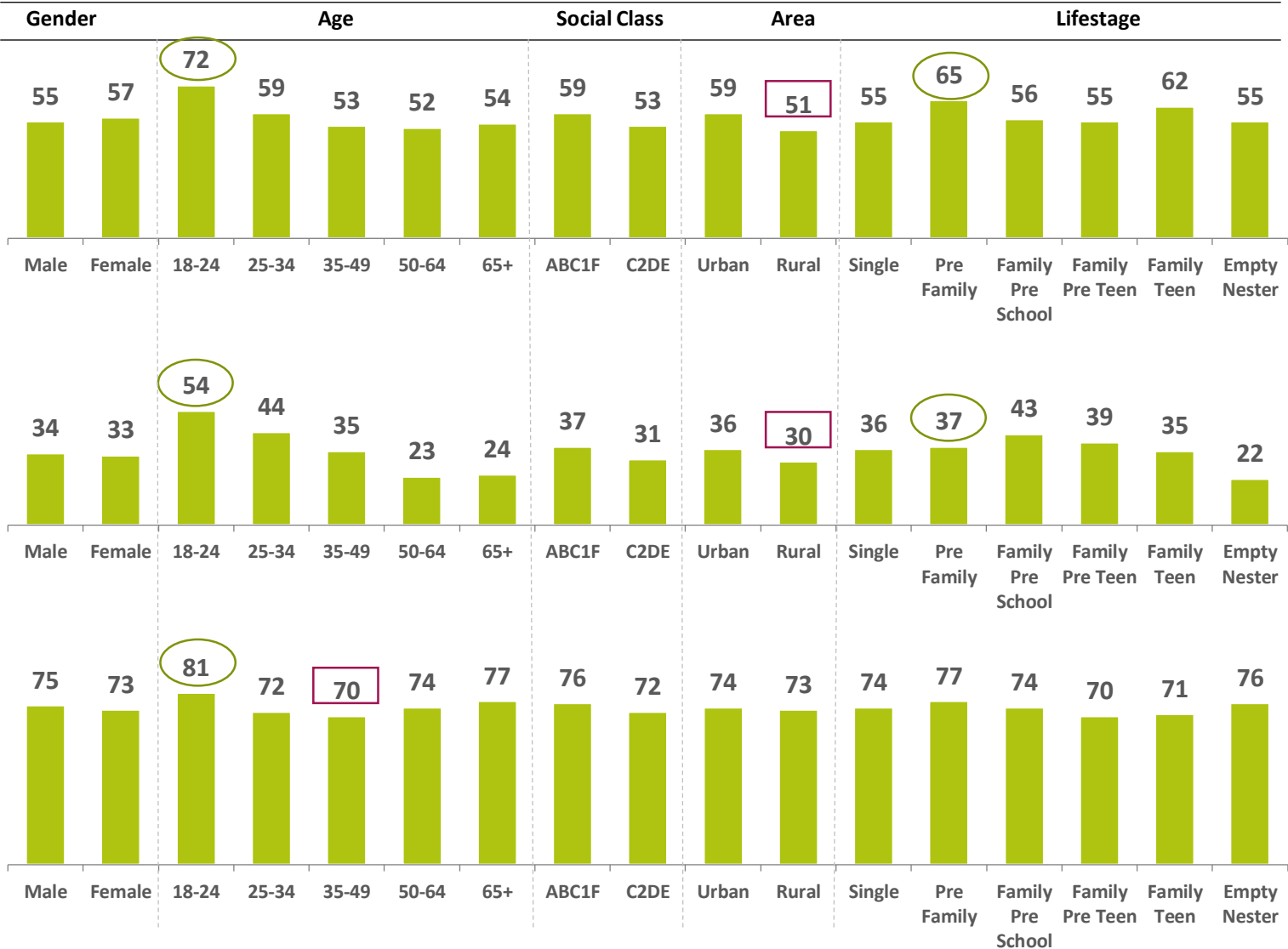
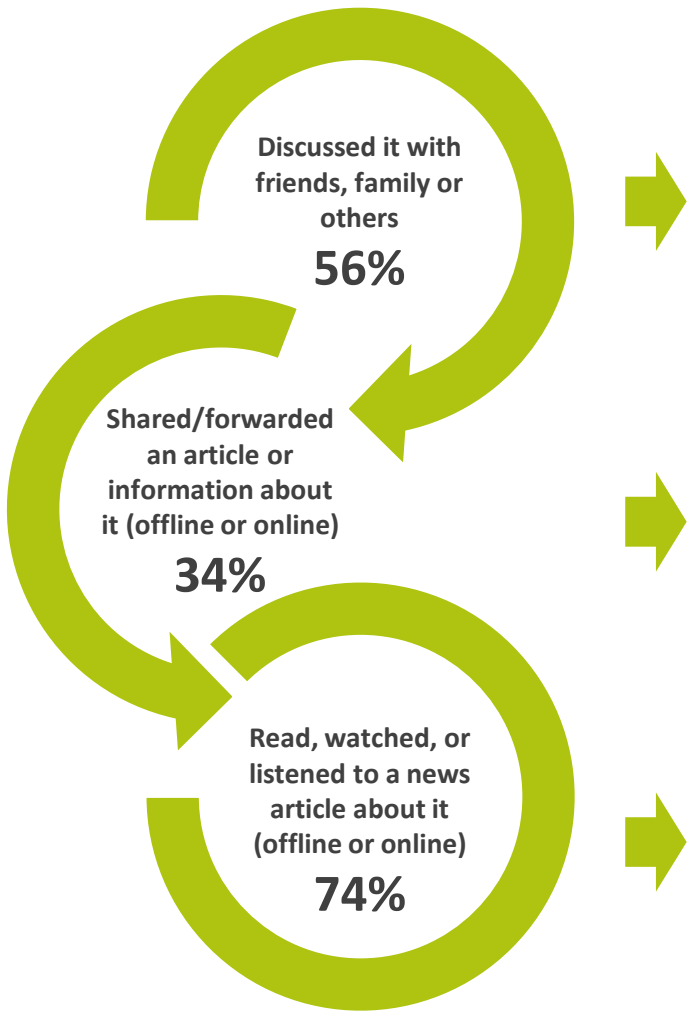
The 18 to 24 years age group is more likely to have taken action on each of these activities with 81% of these younger adults claiming to have read, watched or listened to a news article, 72% discussed with family/friends and 54% shared or forwarded an article or information about global poverty and development.

# Actions Taken In Relation To Global Poverty & Development In Past 12 Months



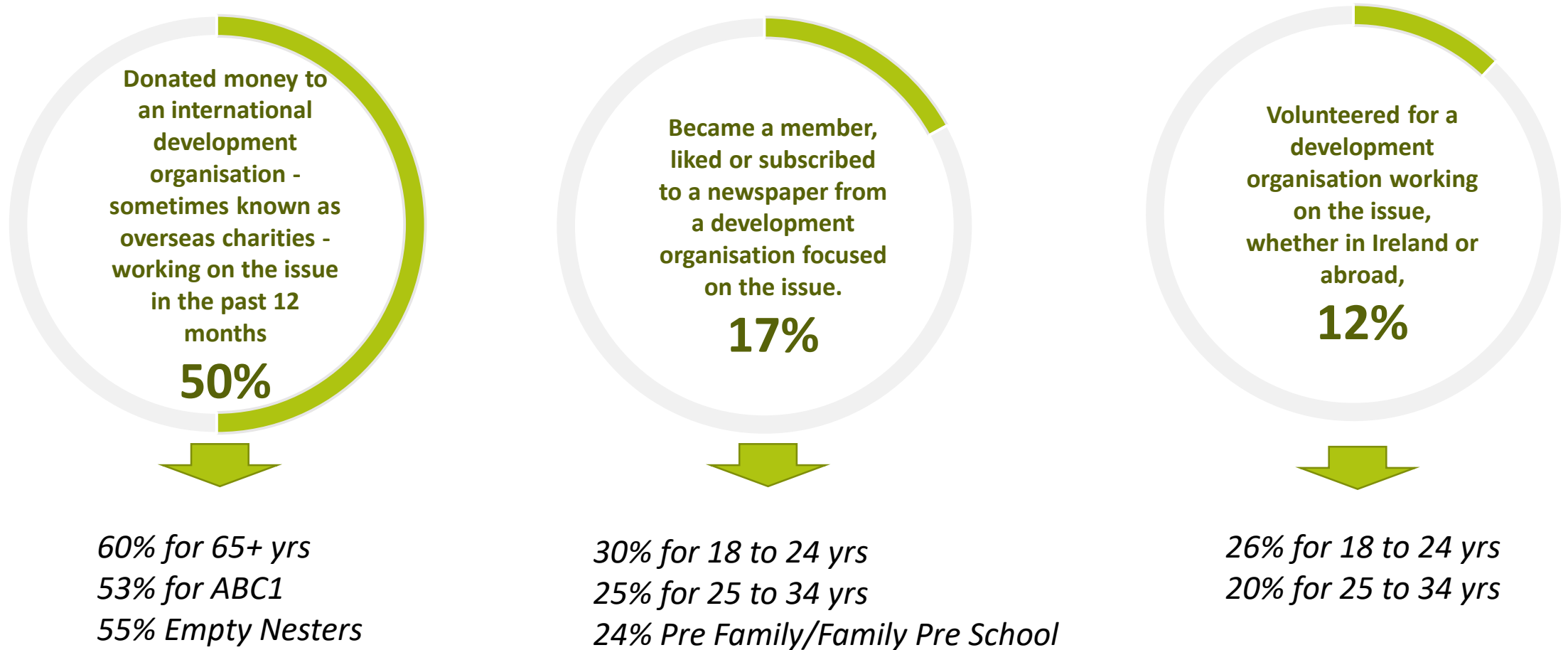
Base: All Adults N – 3,008

○ Statistically higher than total  
□ Statistically lower than total



# Actions taken in relation to global poverty in past 12 months

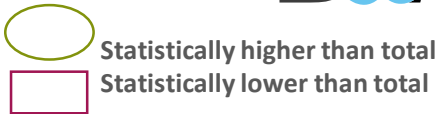
Base: All Adults N – 3,008



The 65 yrs+ age group is more likely to have donated money at 60%. At the younger end of the age spectrum, 30% of 18 to 24 years and 25% of 25 to 34 years claim they have become a member, liked or subscribed to a development organisation. 26% of 18 to 24 year olds report they have volunteered for a development organisation (either in Ireland or abroad).

# Actions Taken In Relation To Global Poverty In Past 12 Months

Base: All Adults N – 3,008



# Support For Efforts To Address Global Poverty

Base: All Adults N – 3,008

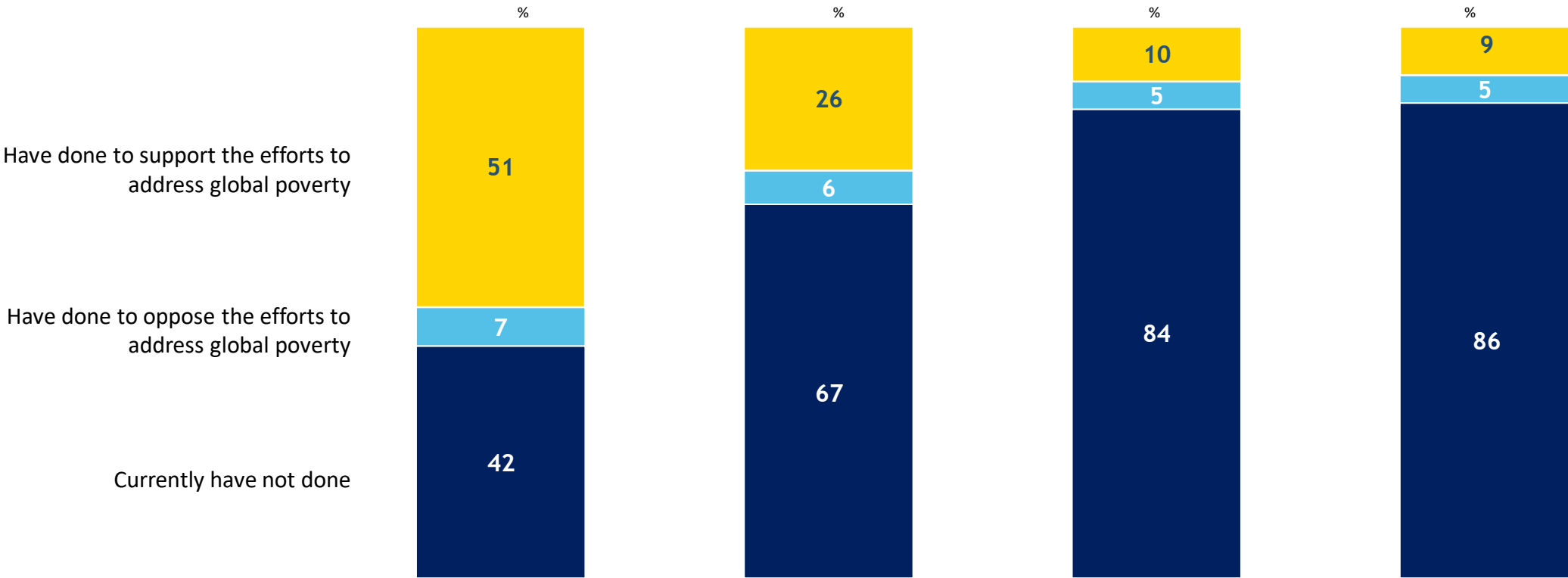


Purchased products/services or boycotted products/services related to the issue (e.g. purchased Fairtrade, or products from a charity shop)

Used your voice to influence the issue (e.g. signed a petition, written a blog, etc.)

Contacted a TD or other elected official (e.g. in person, by phone letter or using Twitter, Facebook or other social media)

Participated in a march, rally, protest, or other large event on the issue



# Support For Efforts To Address Global Poverty x Demographics

Base: All Adults N – 3,008

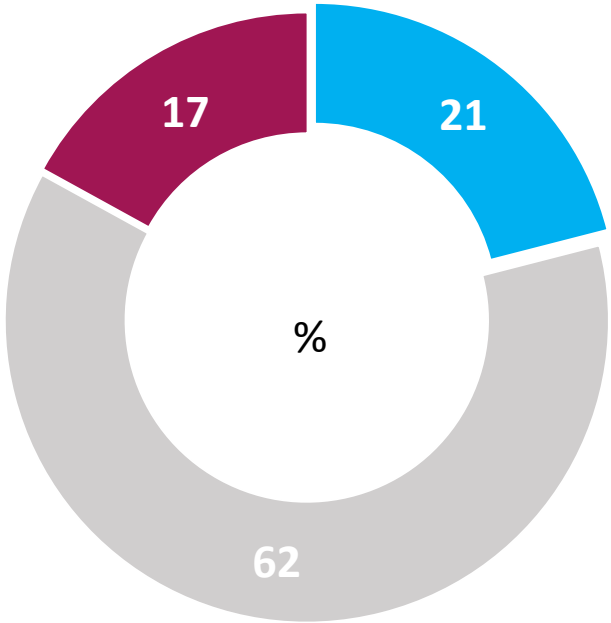
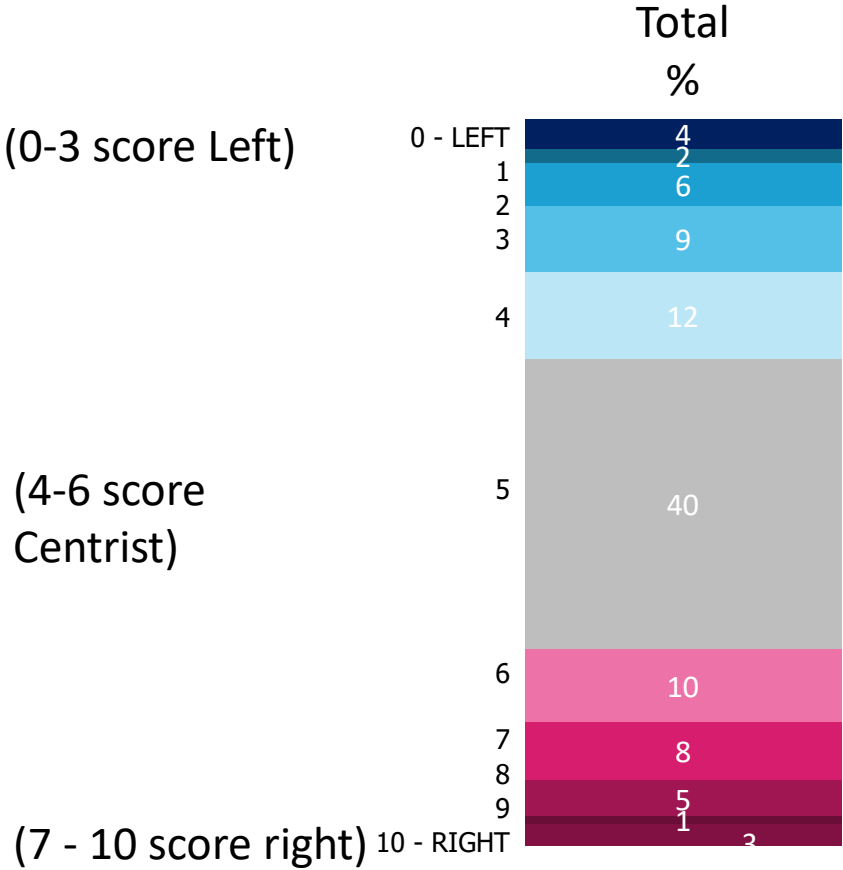


	Total	Gender		Kids U17		Age					Social Class		Region					Area		Lifestage					
		Male	Female	Yes	No	18-24	25-34	35-49	50-64	65+	ABC1F	C2DE	Dublin	Ex Dublin	Leinster	Munster	Conn/Ulster	Urban	Rural	Single	Pre Family	Family Pre School	Family Pre Teen	Family Teen	Empty Nester
UNWTD	3008	1477	1526	1064	1944	360	545	936	670	497	1481	1527	845	2163	766	815	582	2166	842	949	255	389	462	213	739
Purchased products/services or boycotted products/services related to the issue (e.g. purchased Fairtrade, or products from a charity shop)	51	47	56	49	53	55	54	46	51	55	53	49	52	51	53	51	48	50	53	54	51	50	46	51	52
Used your voice to influence the issue (e.g. signed a petition, written a blog, etc.)	26	25	28	28	25	44	34	25	18	19	29	24	29	25	27	25	23	27	24	30	31	29	26	31	17
Contacted a TD or other elected official (e.g. in person, by phone letter or using Twitter, Facebook or other social media)	10	11	9	13	9	21	16	8	4	8	12	8	11	10	9	10	9	10	10	10	13	16	12	7	6
Participated in a march, rally, protest, or other large event on the issue	9	11	7	11	8	25	15	8	2	4	11	7	12	8	8	8	7	11	6	10	15	13	12	7	4

Higher levels of purchasing products (i.e. Fair Trade, etc) or boycotting particular services are reported by 56% of women. Younger adults over index in the remaining efforts (i.e. used their voice to influence an issue, contacted a TD or other official or participated in a march).



Q.38 Which of the following have you done in the past 12 months, if any, in support of or in opposition to the efforts to address global poverty? -



# Political Persuasion x Demographics

Base: All Adults N – 3,008



	Total	Gender		Kids U17		Age					Social Class		Region					Area		Lifestage					
		Male	Female	Yes	No	18-24	25-34	35-49	50-64	65+	ABC1	C2DEF	Dublin	Outside Dublin	Leinster	Munster	Conn/Ulster	Urban	Rural	Single	Pre Family	Family Pre School	Family Pre Teen	Family Teen	Empty Nester
UNWTD	3008	1477	1526	1064	1944	360	545	936	670	497	1481	1527	845	2163	766	815	582	2166	842	949	255	389	462	213	739
	%	%	%	%	%	%	%	%	%	%	%	%	%	%	%	%	%	%	%	%	%	%	%	%	%
<b>0 - Left</b>	4	3	5	4	4	6	3	5	4	3	3	5	5	4	4	5	3	4	4	5	5	2	3	7	3
1	2	2	3	1	3	4	2	2	2	2	2	3	3	2	1	2	3	2	2	3	5	1	1	0	2
2	6	6	5	3	7	8	8	4	6	5	6	5	7	5	5	5	6	6	4	7	10	2	4	3	5
3	9	10	9	9	10	10	10	11	8	9	11	8	11	9	9	8	11	10	9	9	14	11	9	7	9
4	12	14	10	10	13	10	11	12	12	14	14	10	11	12	13	12	11	13	10	12	14	8	12	10	14
5	40	33	47	44	38	36	40	43	43	35	35	45	34	43	43	43	40	36	47	41	29	45	42	46	38
6	10	12	8	10	10	9	7	9	12	12	11	9	10	10	11	10	10	10	10	9	9	10	8	14	11
7	8	9	6	9	7	7	8	8	7	9	8	7	9	7	7	8	6	9	6	6	7	9	10	5	8
8	5	6	4	5	5	5	6	4	4	6	6	4	4	5	4	4	7	5	5	4	4	6	5	3	6
9	1	2	1	2	1	1	1	1	1	1	1	1	2	1	1	1	1	2	1	1	0	2	2	1	1
<b>10 - Right</b>	3	3	3	3	3	3	4	2	2	3	2	3	4	3	2	4	2	4	2	3	3	3	4	3	3
Mean	4.81	4.95	4.69	5.07	4.68	4.57	4.87	4.75	4.82	5.02	4.85	4.78	4.77	4.83	4.80	4.89	4.81	4.84	4.76	4.59	4.35	5.14	5.10	4.88	4.89

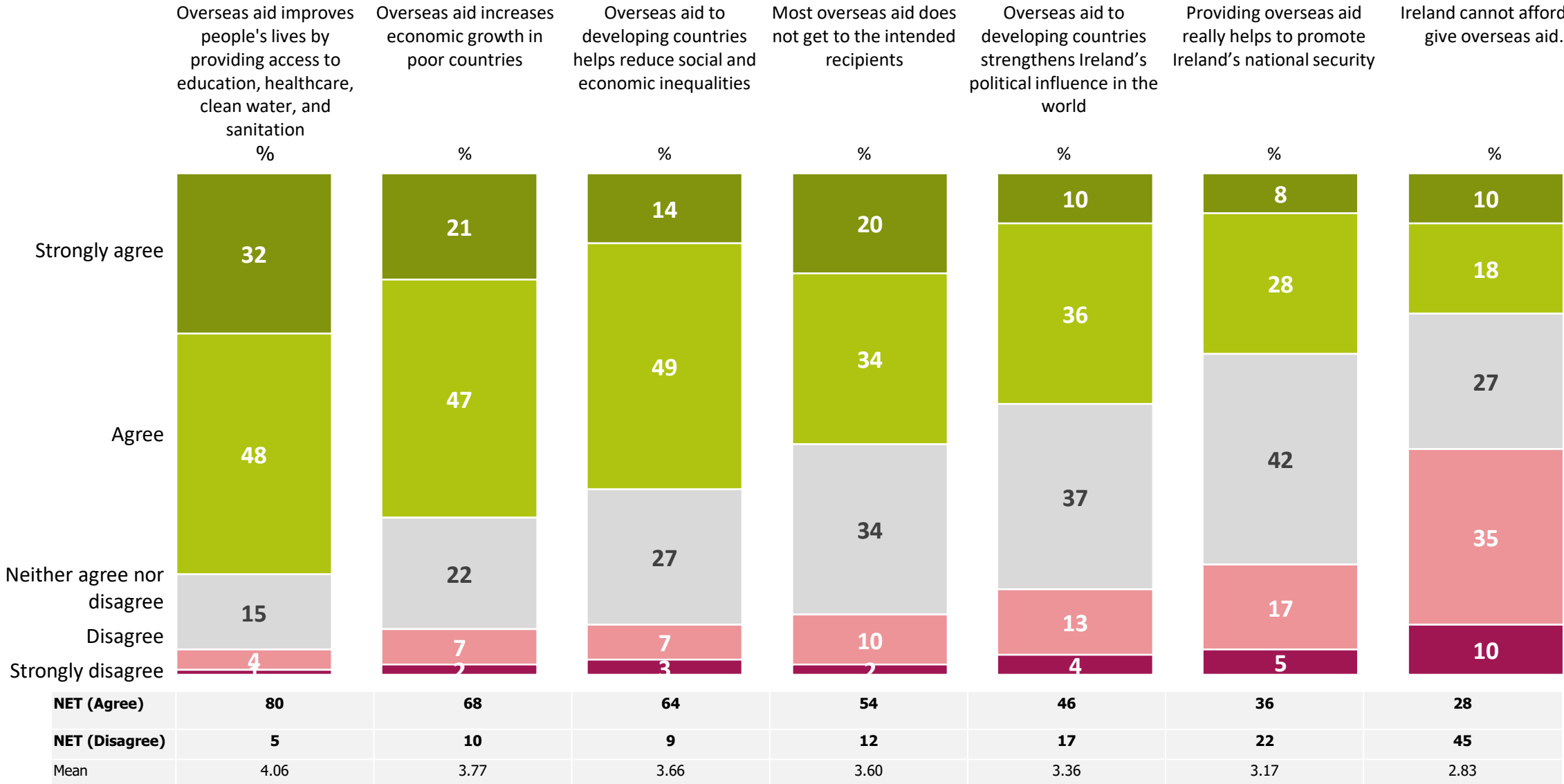
The majority of respondents claim to be in the centre when it comes to political persuasion. Males over index on being to the right politically (20%). Younger adults, those aged 18+ and those pre family are more left leaning.



Q.39 In politics people sometimes talk of left and right. Where would you place yourself on a scale from 0 to 10 where 0 means the left and 10 means the right?

# Agreement Levels About Aid From The Irish Government

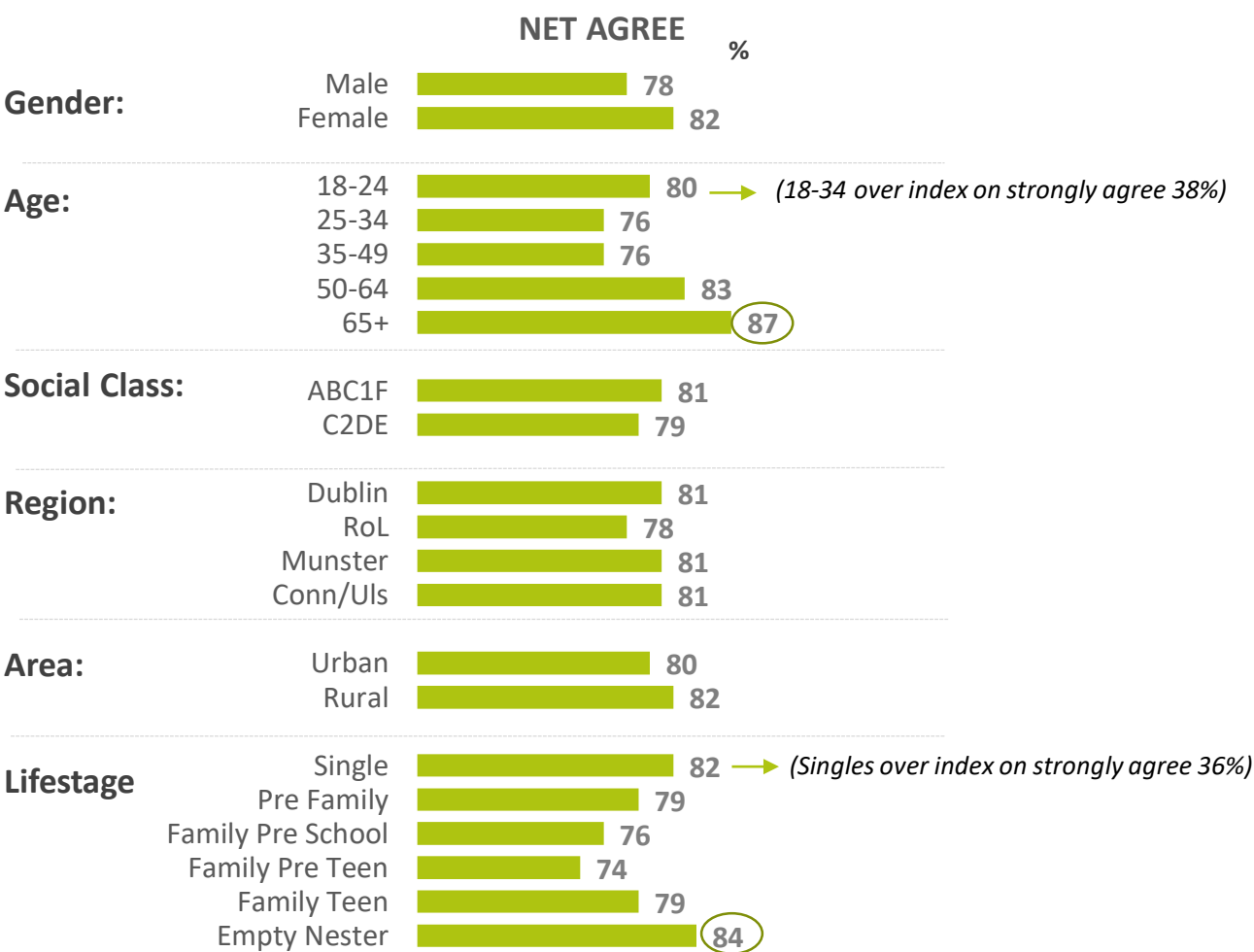
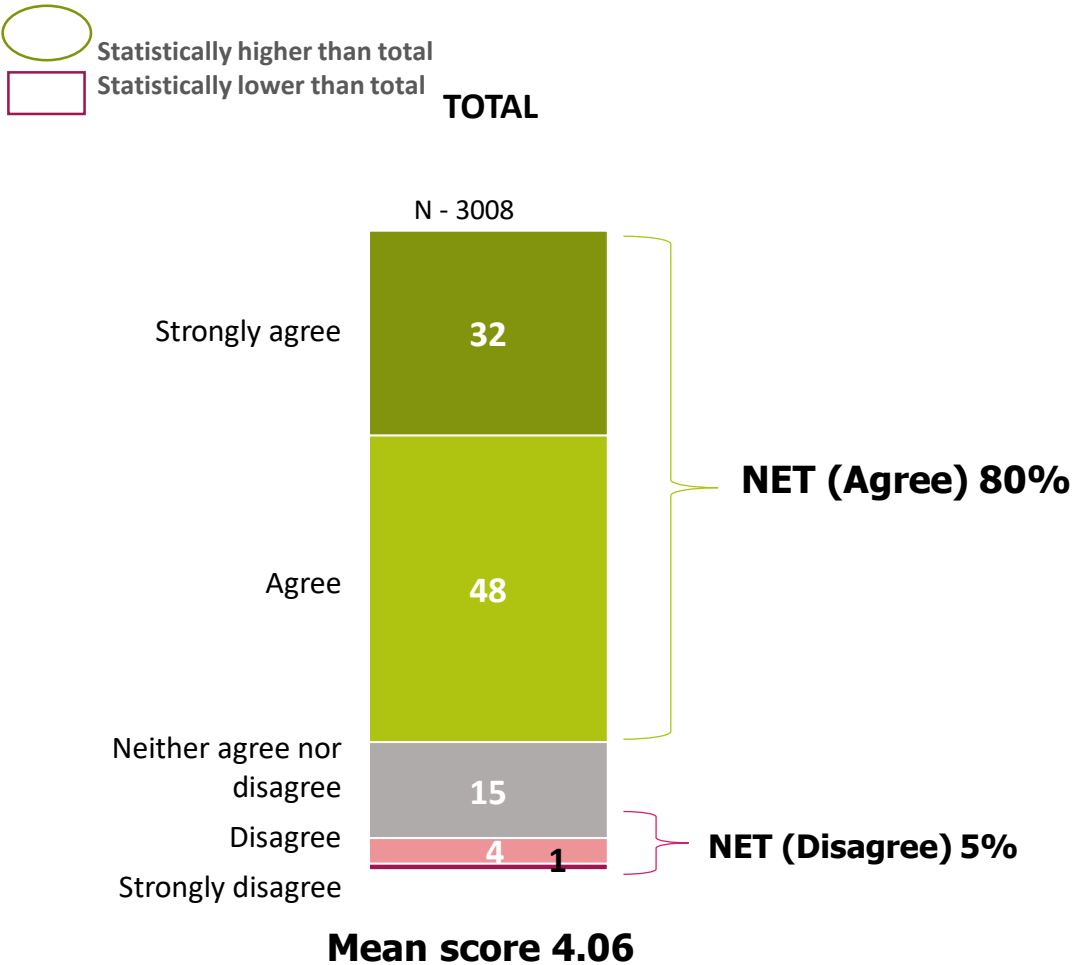
Base: All Adults N – 3,008



# Overseas Aid Improves People's Lives By Providing Access To Education, Healthcare, Clean Water, And Sanitation x Demographics



Base: All Adults N – 3,008



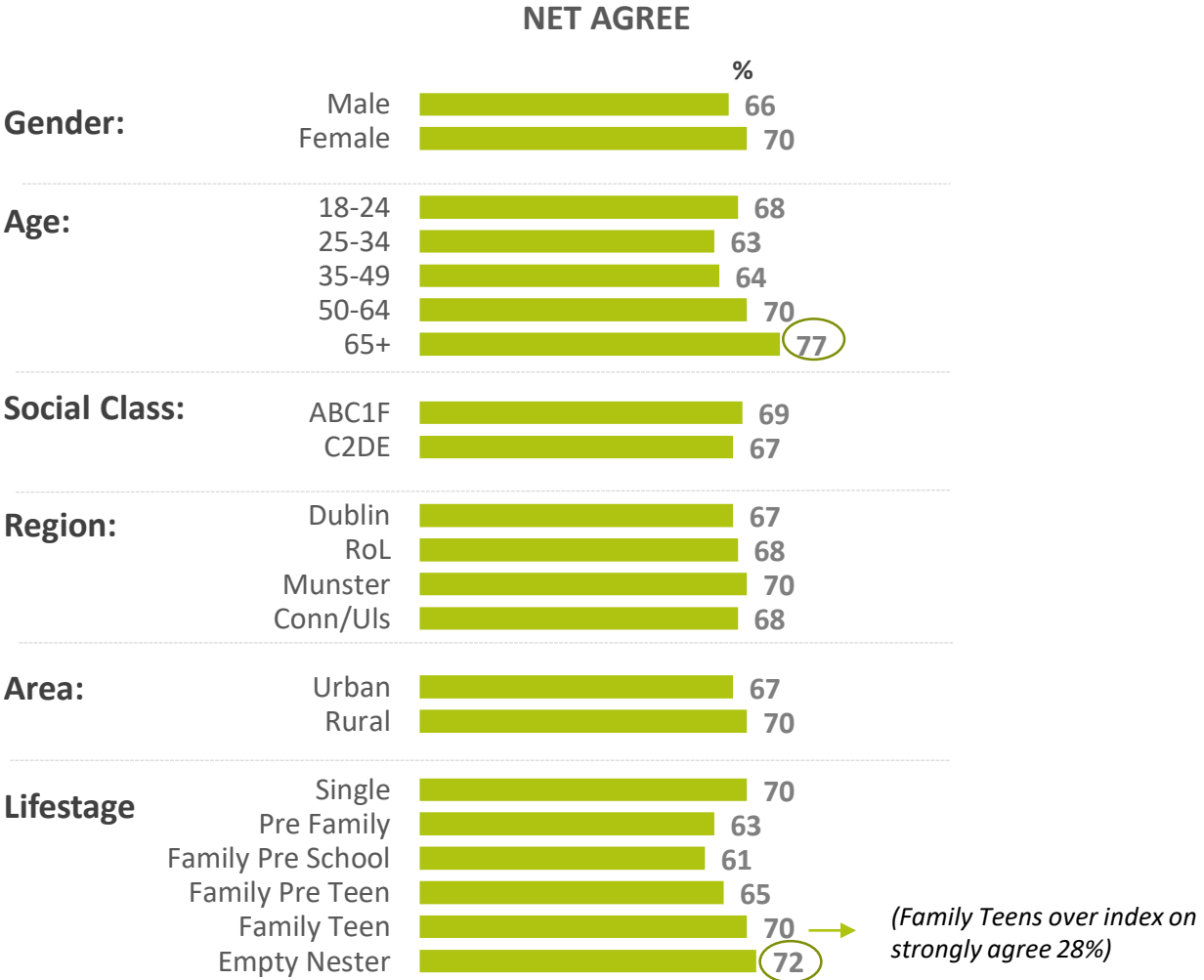
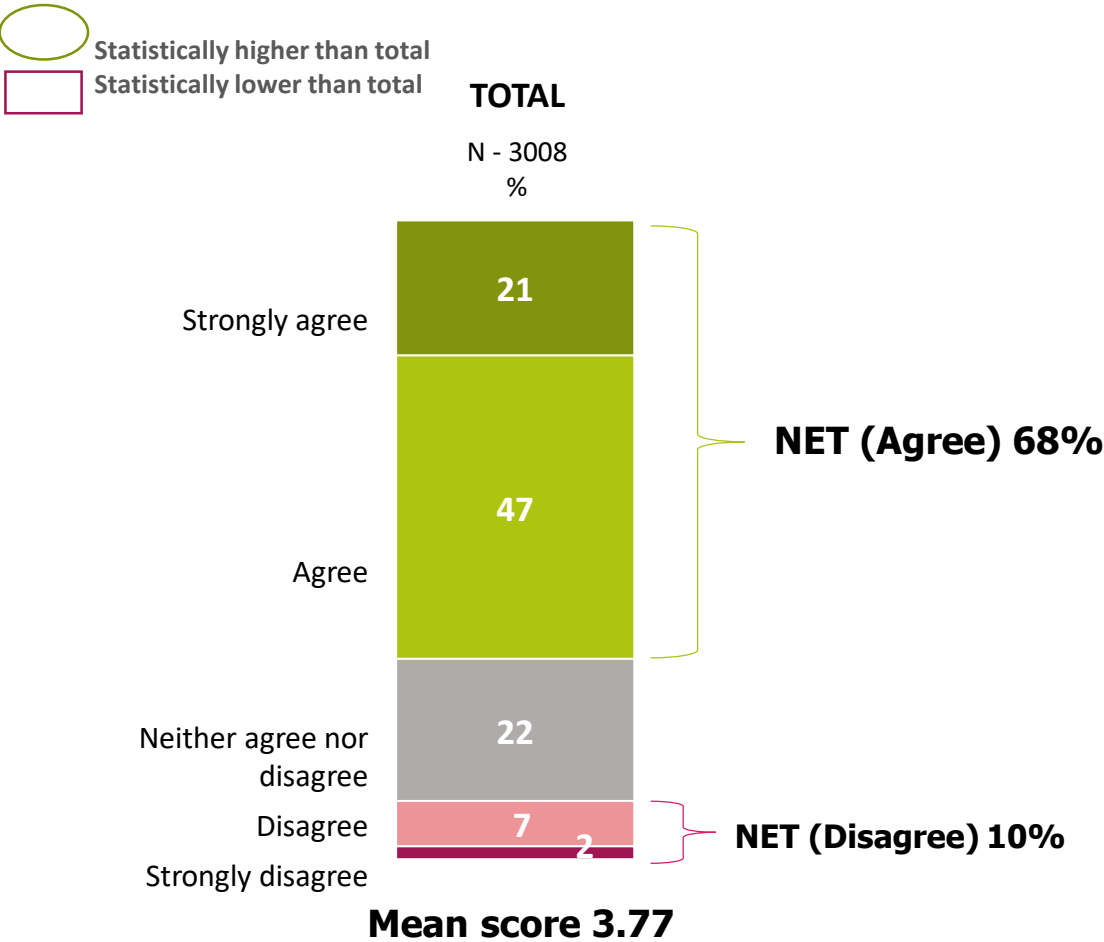
18-24 year olds/singles indicate higher levels for strongly agree with the statement that overseas aid improves peoples lives by providing access to education healthcare, clean water and sanitation. Over 65's/empty nesters over index on net agree.

# Overseas Aid Increases Economic Growth In Poor Countries

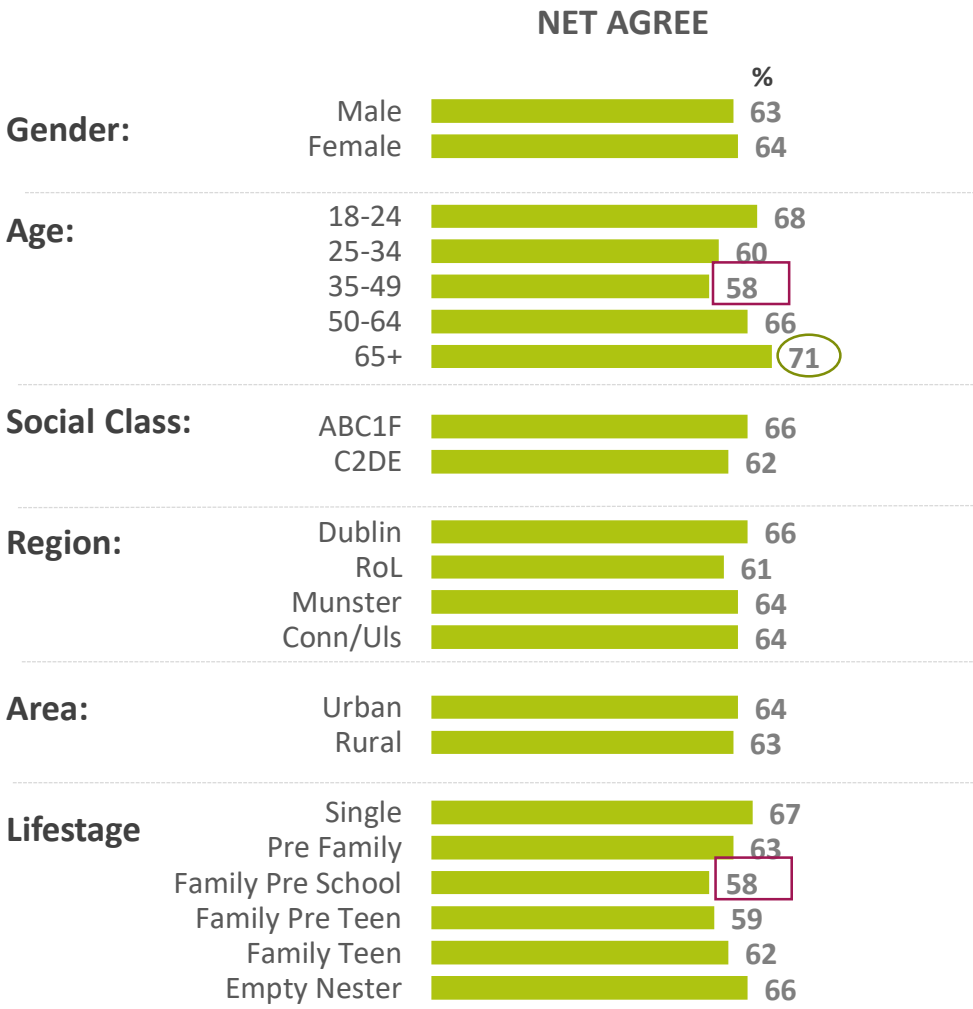
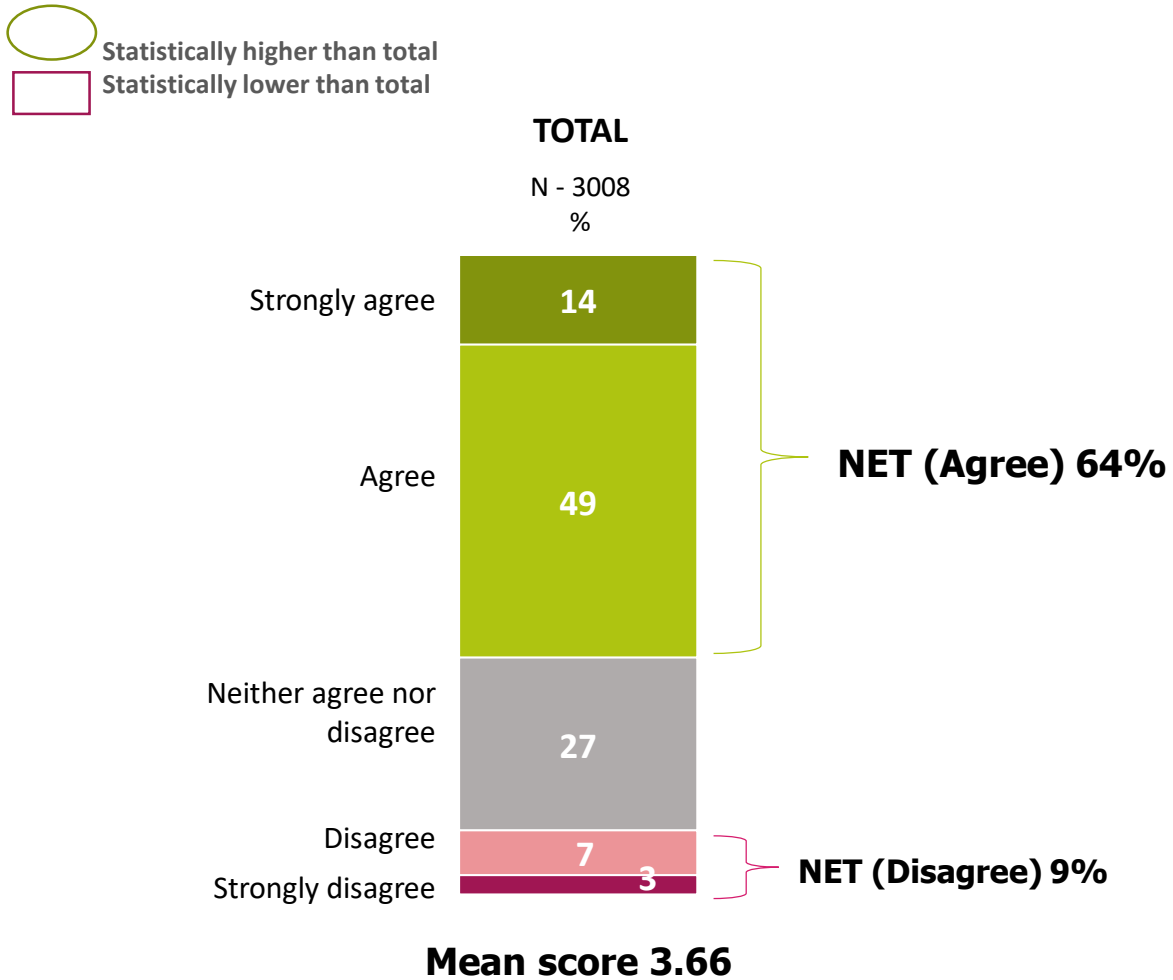
## x Demographics



Base: All Adults N – 3,008



Over 65's/empty nesters over index on the net agree score for the statement that overseas aid increases economic growth in poor countries.



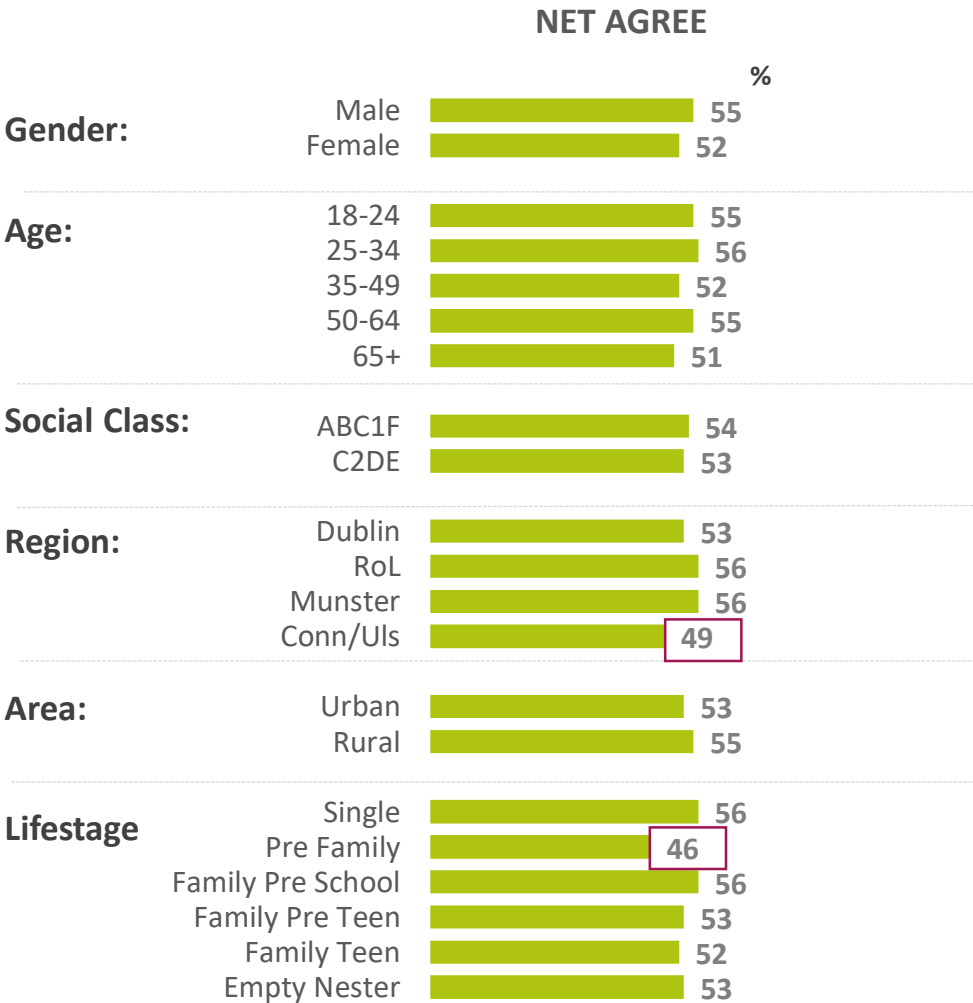
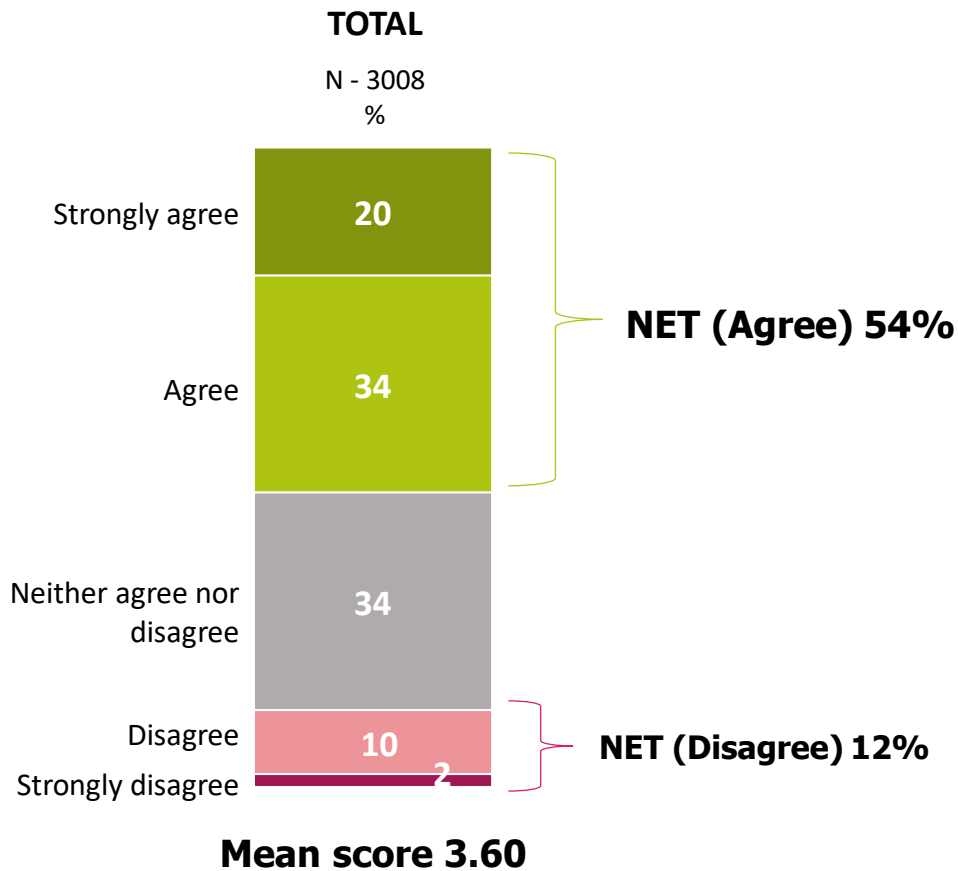
Over 65's/empty nesters are more likely to agree that overseas aid helps reduce social and economic inequalities whilst the Family Pre School lifestage cohort are most likely to disagree.

# Most Overseas Aid Does Not Get To The Intended Recipients x Demographics



Base: All Adults N – 3,008

○ Statistically higher than total  
□ Statistically lower than total



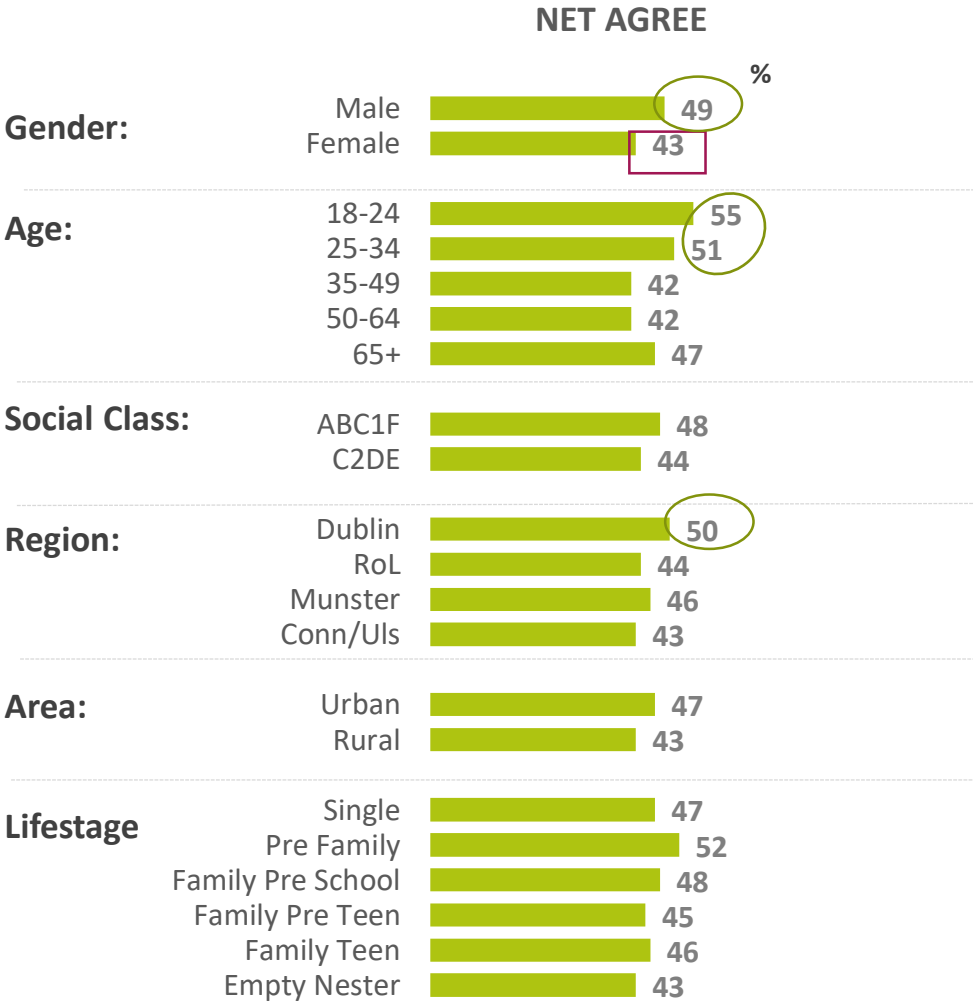
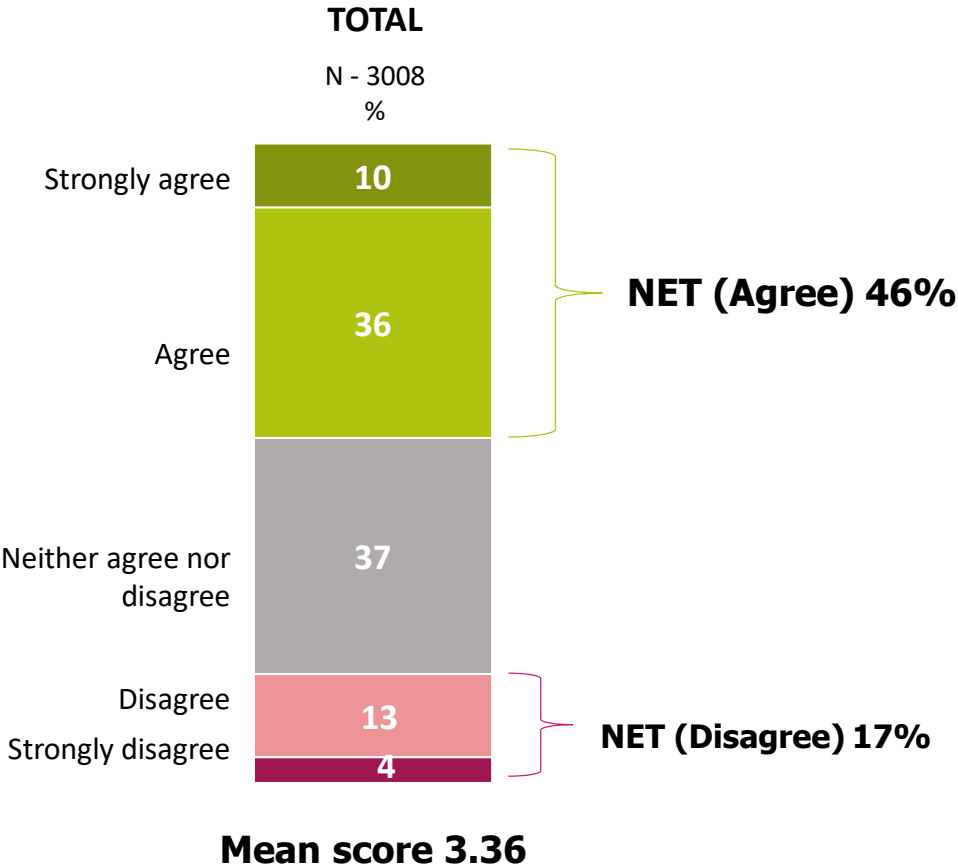
In total, 54% of all adults agree with the statement that most overseas aid does not get to the intended recipients; however those in the Connacht/Ulster region and at the Pre Family lifestage are more likely to disagree.

# Overseas aid to developing countries strengthens Ireland's political influence in the world x Demographics



Base: All Adults N – 3,008

○ Statistically higher than total  
□ Statistically lower than total

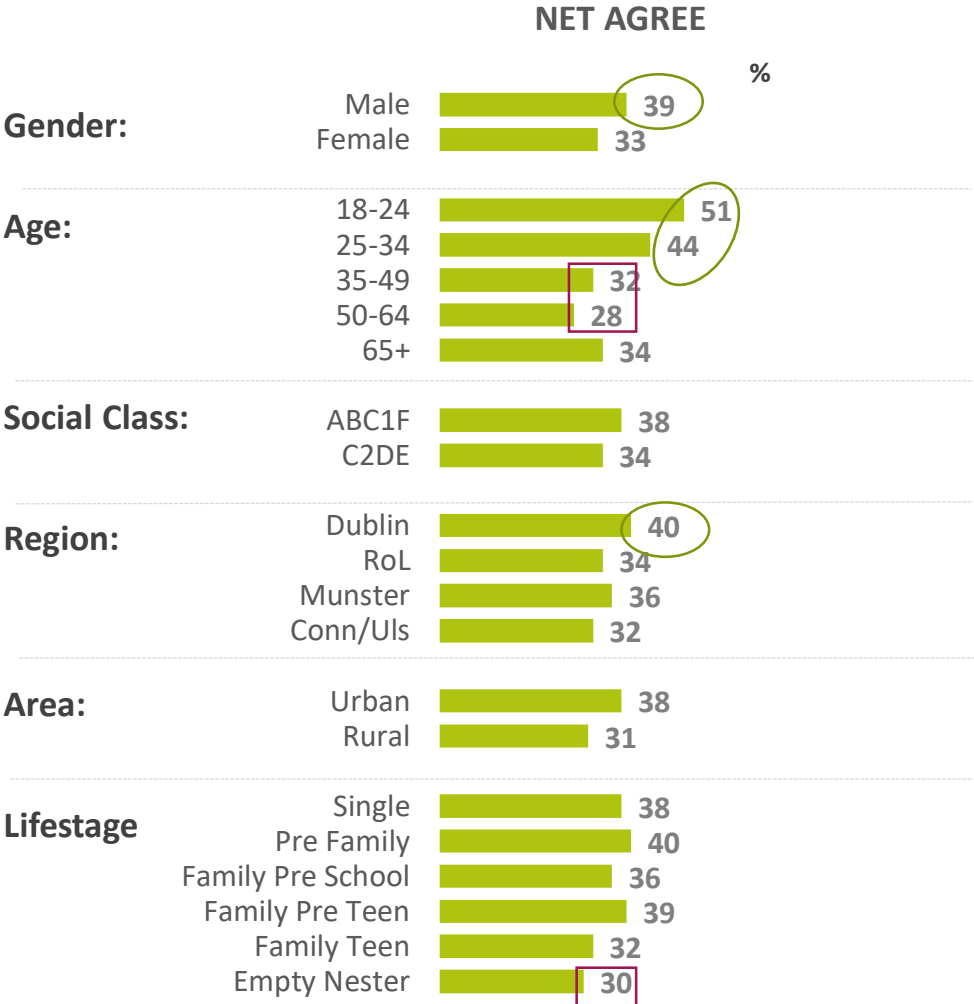
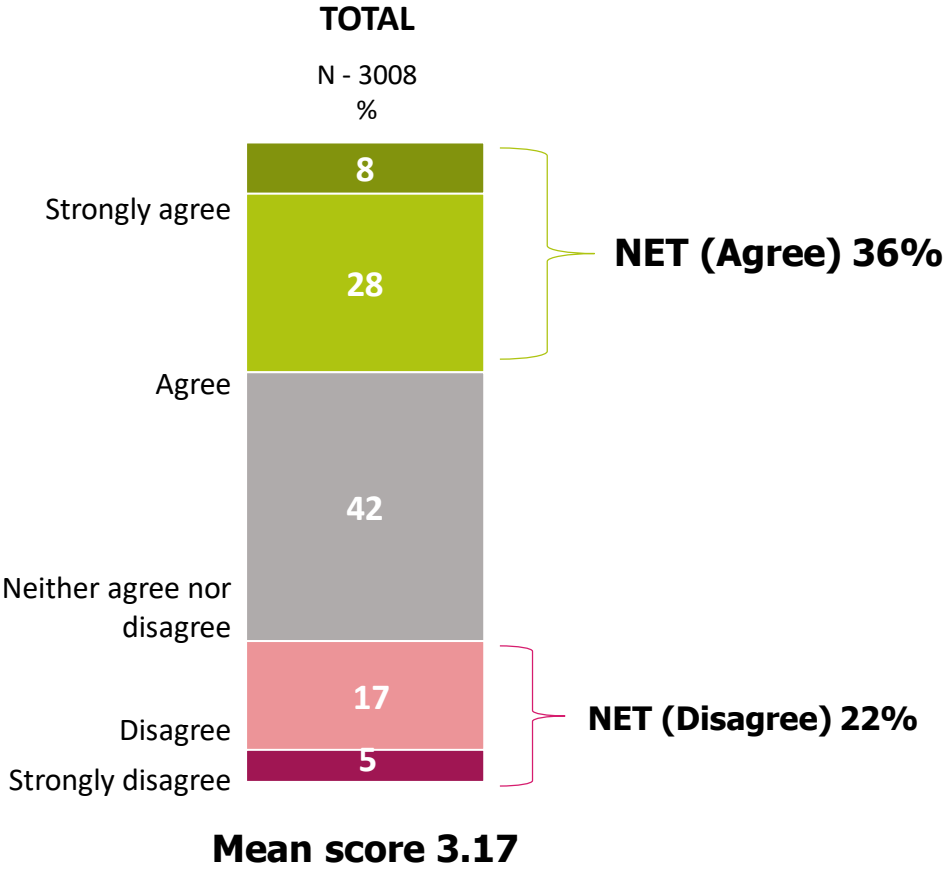


Agreement levels are higher for males, the 18-24 and 25-34 age groups and Dublin residents.

# Providing Overseas Aid Really Helps To Promote Ireland's National Security x Demographics

Base: All Adults N – 3,008

○ Statistically higher than total  
□ Statistically lower than total



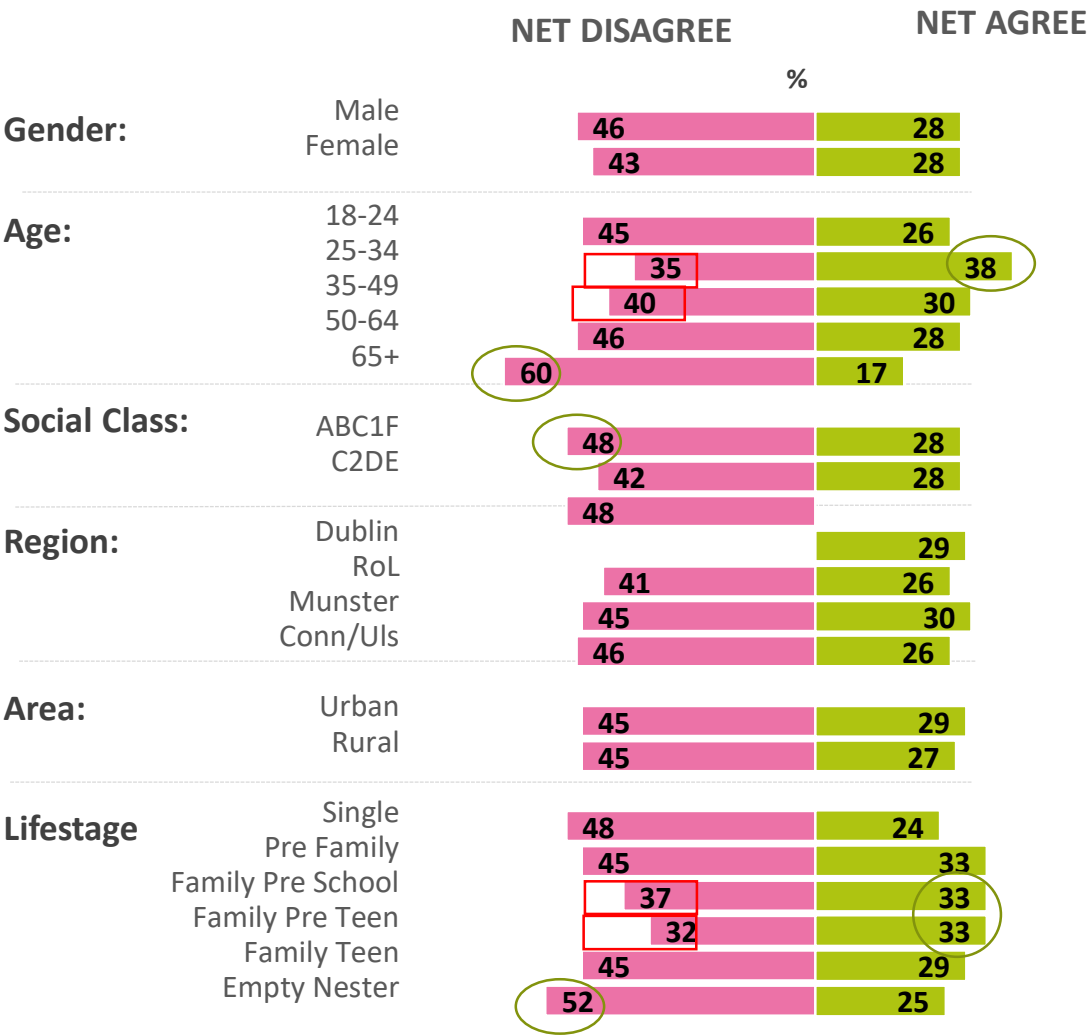
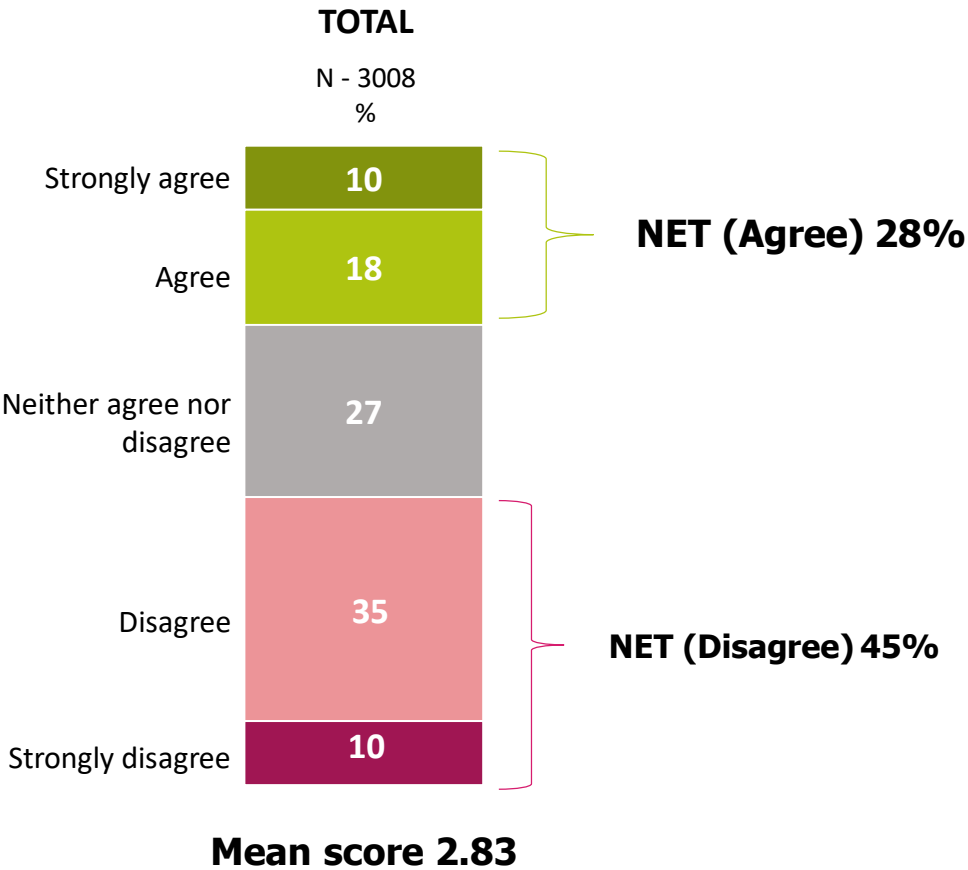
In overall terms, 36% of all adults agree with the statement that overseas aid helps to promote Ireland's national security; and this was highest for men, those aged under 35 years, and Dublin based. Those in the 35 to 64 age bracket are more likely to disagree.

# Ireland Cannot Afford To Give Overseas Aid x Demographics




Base: All Adults N – 3,008

○ Statistically higher than total  
□ Statistically lower than total



The harder pressed Family Pre Teen/Teens are more likely to agree with the statement that Ireland cannot afford to give overseas aid to developing countries, while empty nesters (and those aged 65+) are more likely to disagree.





People you have contact with  
%

Multilateral organisations (EU and UN)  
%

Irish Government  
%

Overseas development aid organisations  
%

10 - Trust a great deal


(9 - 10 score)

(7 - 8 score)

(0 - 6 score)

0 - Do not trust at all

Mean score




6.92



5.68



5.15

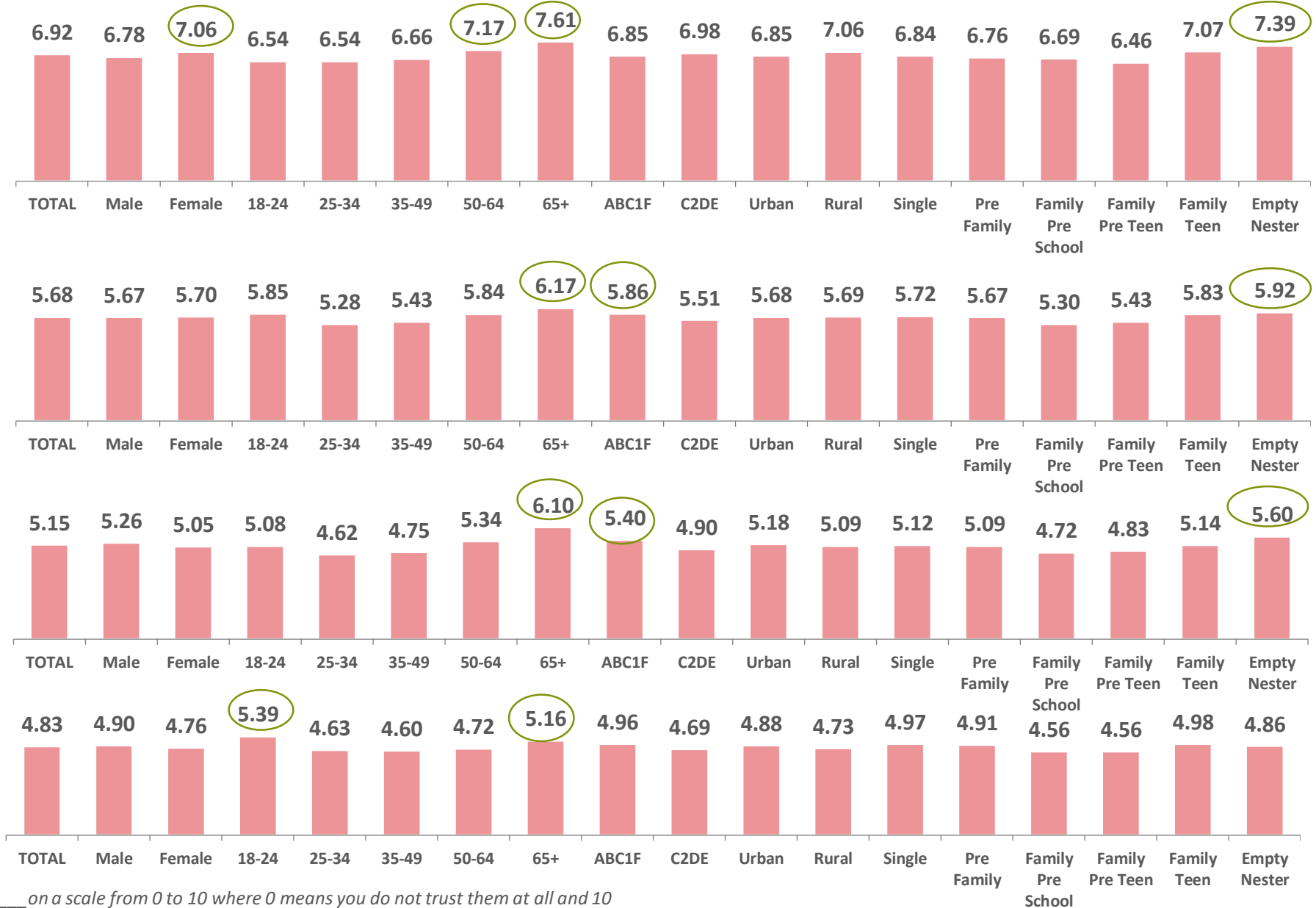
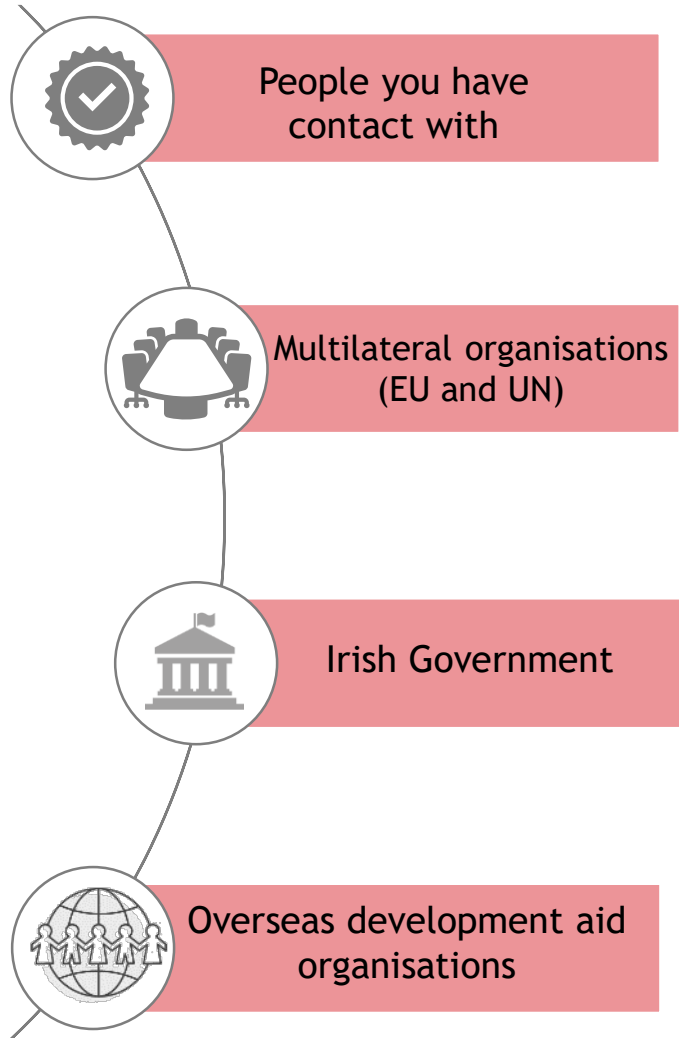


4.83

Trust for people you have contact with is higher amongst women and 50-64, 65+ age groups/empty nesters. Trust in multi-lateral organisations (EU and UN) is higher for the 65+, empty nesters and ABC1F social category. The same cohorts place higher trust in the Irish Government. Trust in overseas development aid organisations is highest for those aged 18-24 years and 65+.

# Trust x Demographics (10 point mean score)

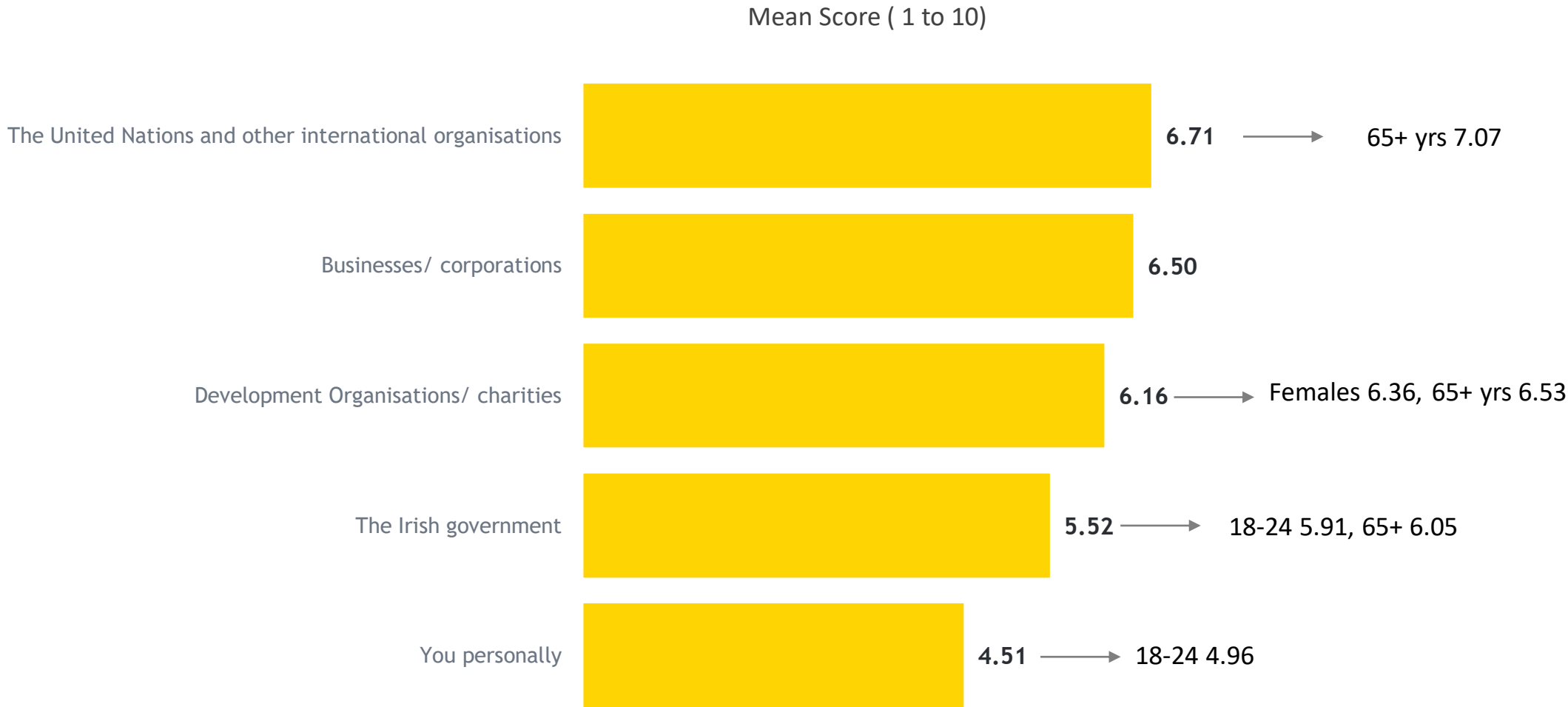
Base: All Adults N – 3,008



# How Much Of A Difference Do The Following Make To Reduce Poverty In Poor Countries



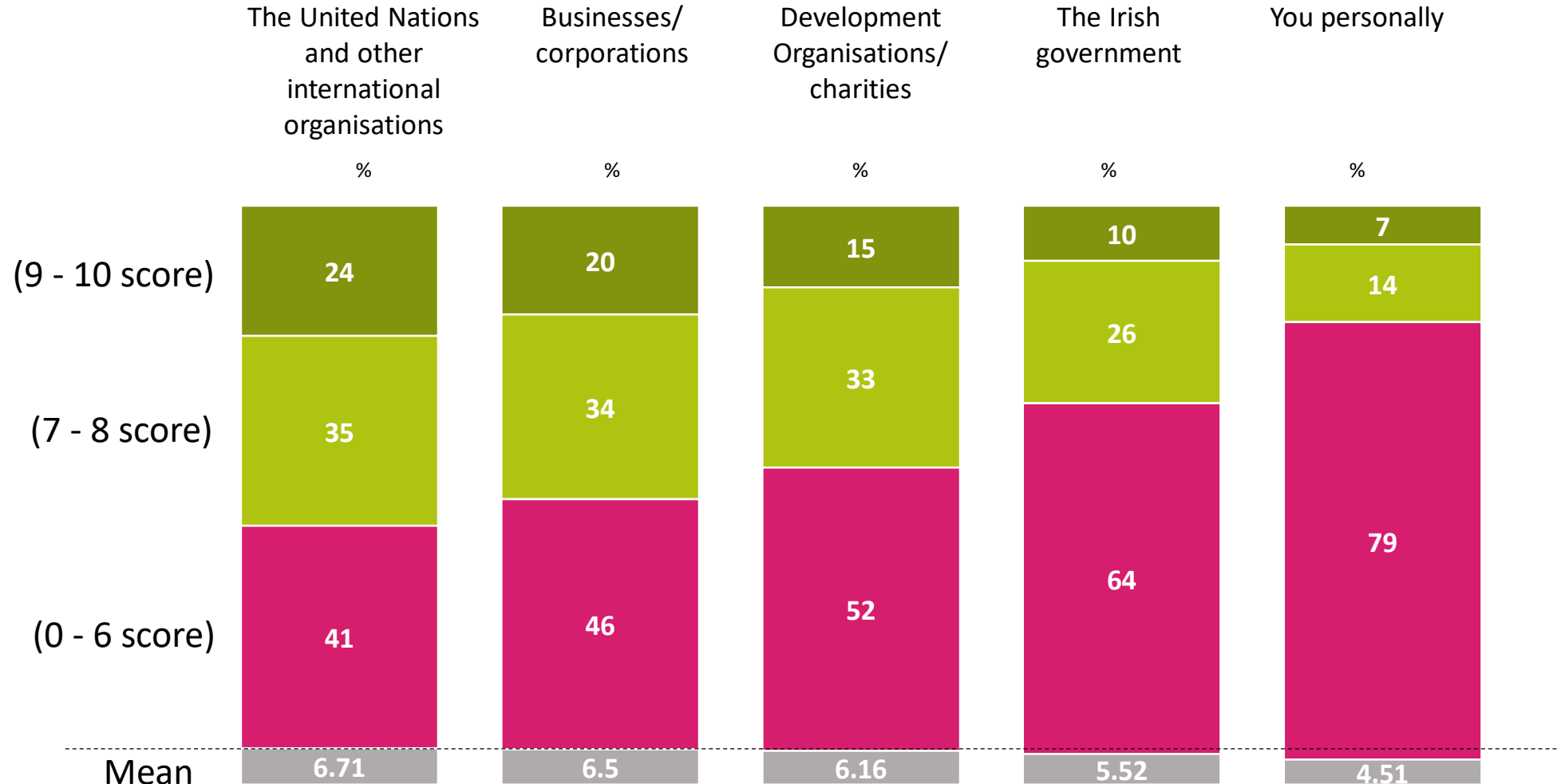
Base: All Adults N – 3,008



The 65+ age group over indexes on a belief that the UN/International Organisations, Development Organisations, and the Irish Government can make a difference to reduce poverty in poor countries. Women score Development organisations and Charities above the average. The younger age cohort of 18 to 24 is more likely to believe that the Irish Government, and they themselves personally can make a difference.

# How Much Of A Difference Do The Following Make To Reduce Poverty In Poor Countries

Base: All Adults N – 3,008



# How Much Of A Difference Do The Following Make To Reduce Poverty In Poor Countries x Demographics

Base: All Adults N – 3,008



	Total	Gender		Age					Social Class		Area		Lifestage					
		Male	Female	18-24	25-34	35-49	50-64	65+	ABC1F	C2DE	Urban	Rural	Single	Pre Family	Family Pre School	Family Pre Teen	Family Teen	Empty Nester
UNWTD	3008	1477	1526	360	545	936	670	497	1481	1527	2166	842	949	255	389	462	213	739
<b>United Nations &amp; Other Organisations</b>	%	%	%	%	%	%	%	%	%	%	%	%	%	%	%	%	%	%
NET (9-10)	24	22	26	27	24	20	26	29	24	25	24	25	26	25	23	19	22	25
NET (7-8)	35	35	34	32	32	35	37	37	35	35	33	37	35	36	30	33	34	38
NET (0-6)	41	42	40	41	44	46	37	35	41	41	42	38	39	39	46	48	44	36
Mean	6.71	6.58	6.84	6.79	6.55	6.44	6.87	7.07	6.73	6.70	6.66	6.82	6.86	6.77	6.45	6.37	6.65	6.87
<b>Business Corporations</b>	%	%	%	%	%	%	%	%	%	%	%	%	%	%	%	%	%	%
NET (9-10)	20	19	21	22	21	17	19	24	20	20	20	21	21	23	21	16	20	21
NET (7-8)	34	34	34	30	31	33	39	33	34	34	33	35	35	28	32	35	34	35
NET (0-6)	46	47	45	48	48	49	42	43	46	46	47	44	44	48	48	48	46	45
Mean	6.50	6.46	6.54	6.50	6.42	6.37	6.56	6.72	6.56	6.45	6.45	6.61	6.58	6.33	6.53	6.38	6.36	6.56
<b>Development Organisations/ charities</b>																		
NET (9-10)	15	13	17	16	14	13	15	20	15	16	15	16	17	11	14	12	16	16
NET (7-8)	33	33	32	37	30	31	35	34	34	31	32	34	33	36	30	28	36	35
NET (0-6)	52	54	50	47	56	57	50	46	51	53	53	50	50	53	57	60	47	49
Mean	6.16	5.96	6.36	6.38	6.03	5.92	6.19	6.53	6.22	6.11	6.09	6.32	6.33	5.93	6.04	5.80	6.25	6.28
<b>The Irish Government</b>																		
NET (9-10)	10	10	10	13	8	7	10	16	10	11	11	10	12	9	7	8	11	12
NET (7-8)	26	27	25	28	24	24	27	28	28	24	26	25	26	24	24	22	30	27
NET (0-6)	64	63	65	60	69	69	63	56	62	66	63	65	62	67	69	70	59	61
Mean	5.52	5.46	5.57	5.91	5.22	5.19	5.55	6.05	5.59	5.44	5.53	5.49	5.66	5.32	5.22	5.21	5.65	5.69
<b>You personally</b>																		
NET (9-10)	7	7	7	7	7	8	5	9	7	7	7	6	7	8	8	7	11	6
NET (7-8)	14	16	13	20	15	13	15	12	16	13	15	14	16	12	15	14	13	14
NET (0-6)	79	77	80	73	78	79	80	79	77	80	78	80	78	80	77	79	77	80
Mean	4.51	4.53	4.49	4.96	4.50	4.46	4.39	4.46	4.63	4.39	4.57	4.39	4.53	4.44	4.62	4.47	4.86	4.38

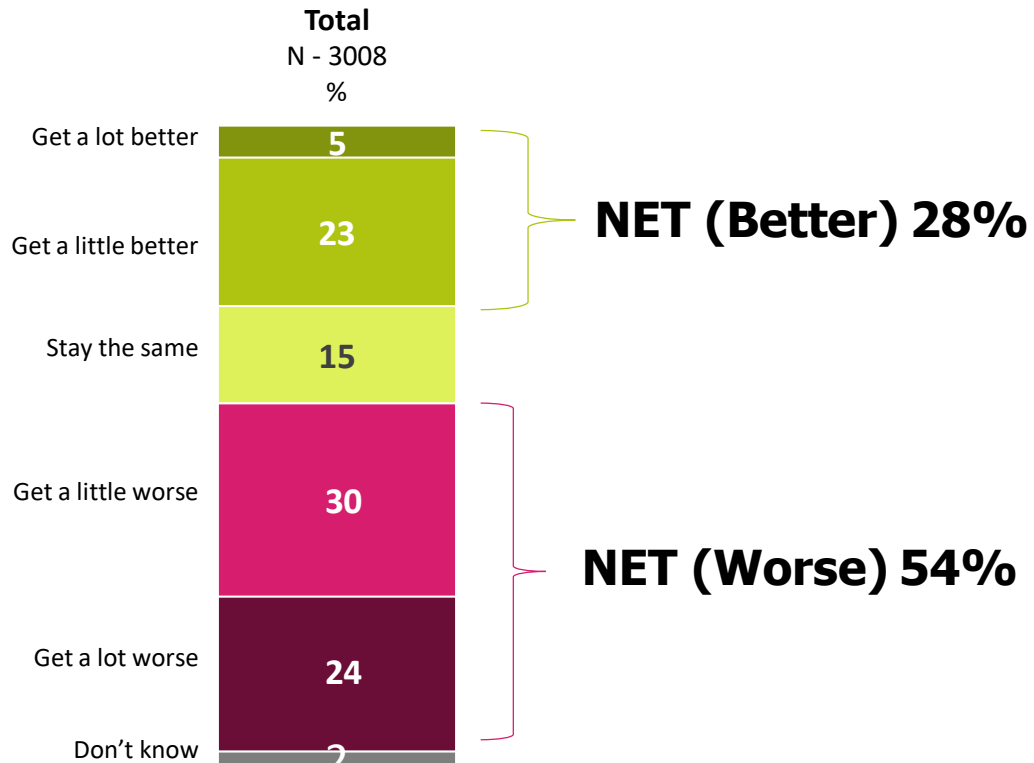


# General Economy/Financial Situation over next 12 months

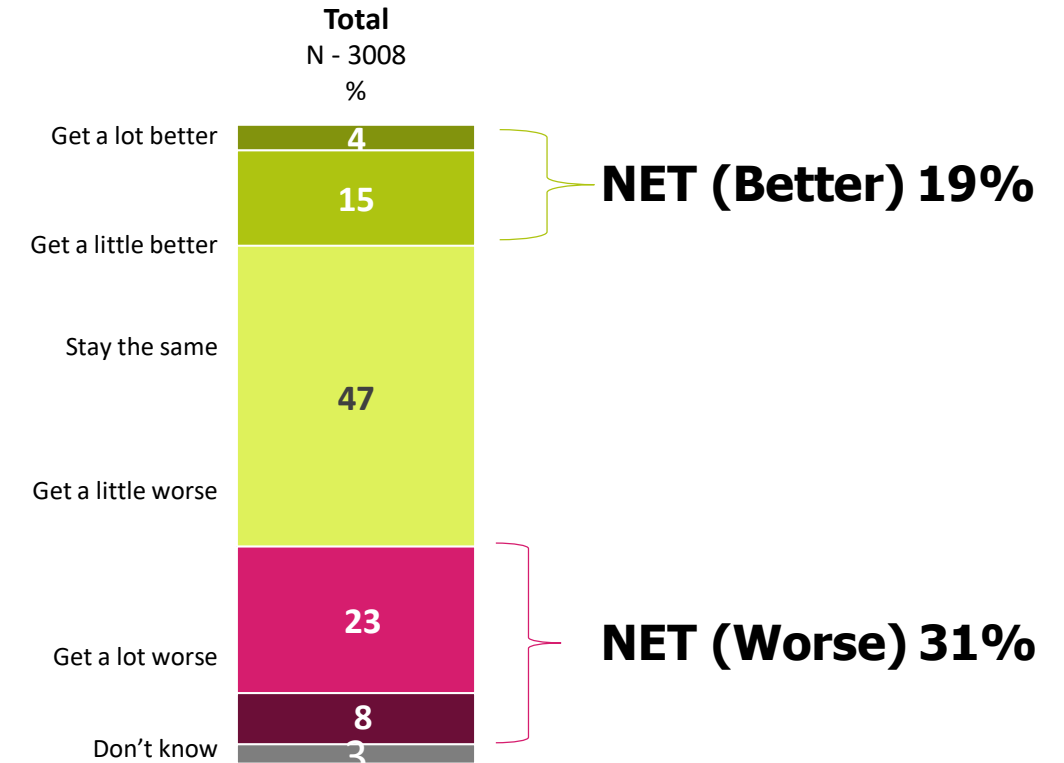
Base: All Adults N – 3,008



## General Economy

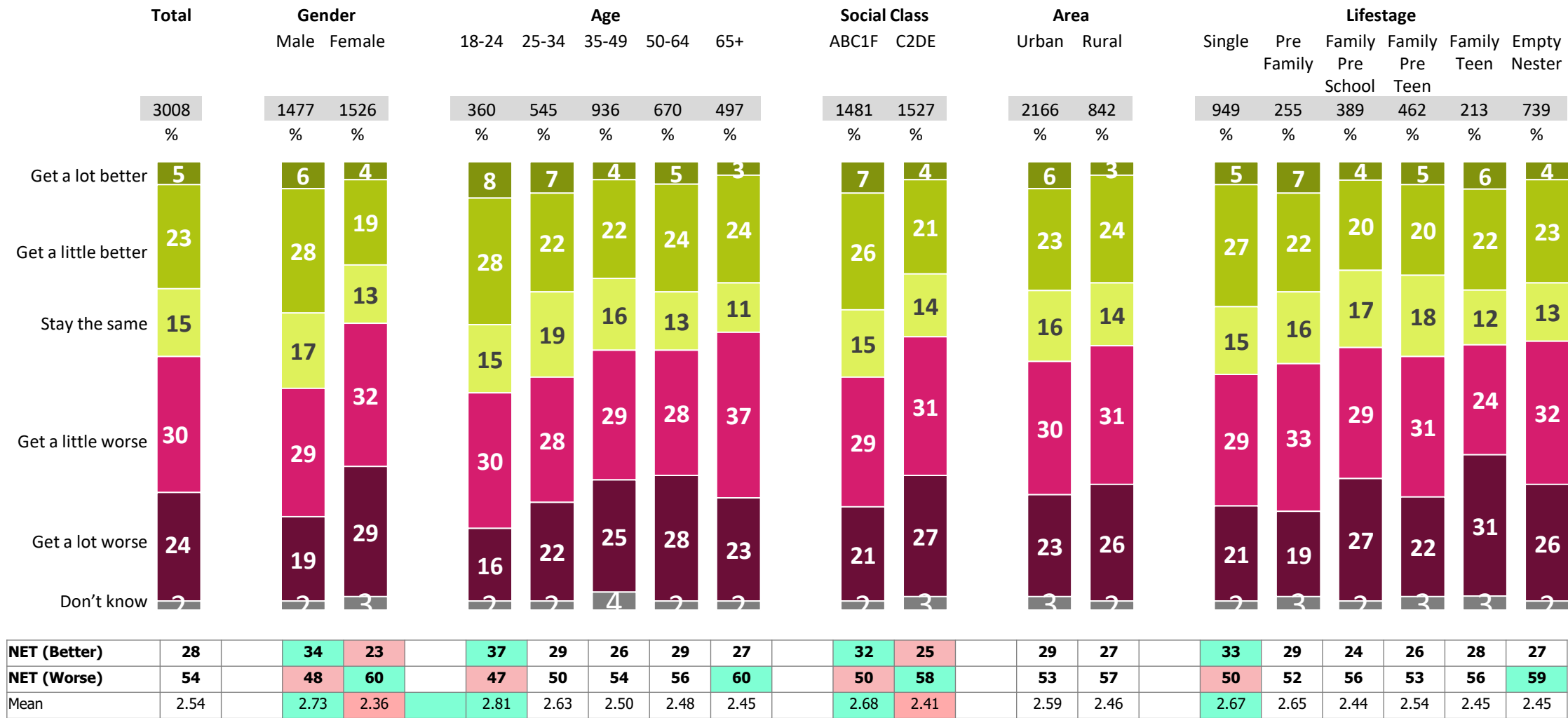


## Financial Situation of Household



# General Economy over next 12 months x Demographics

Base: All Adults N – 3,008

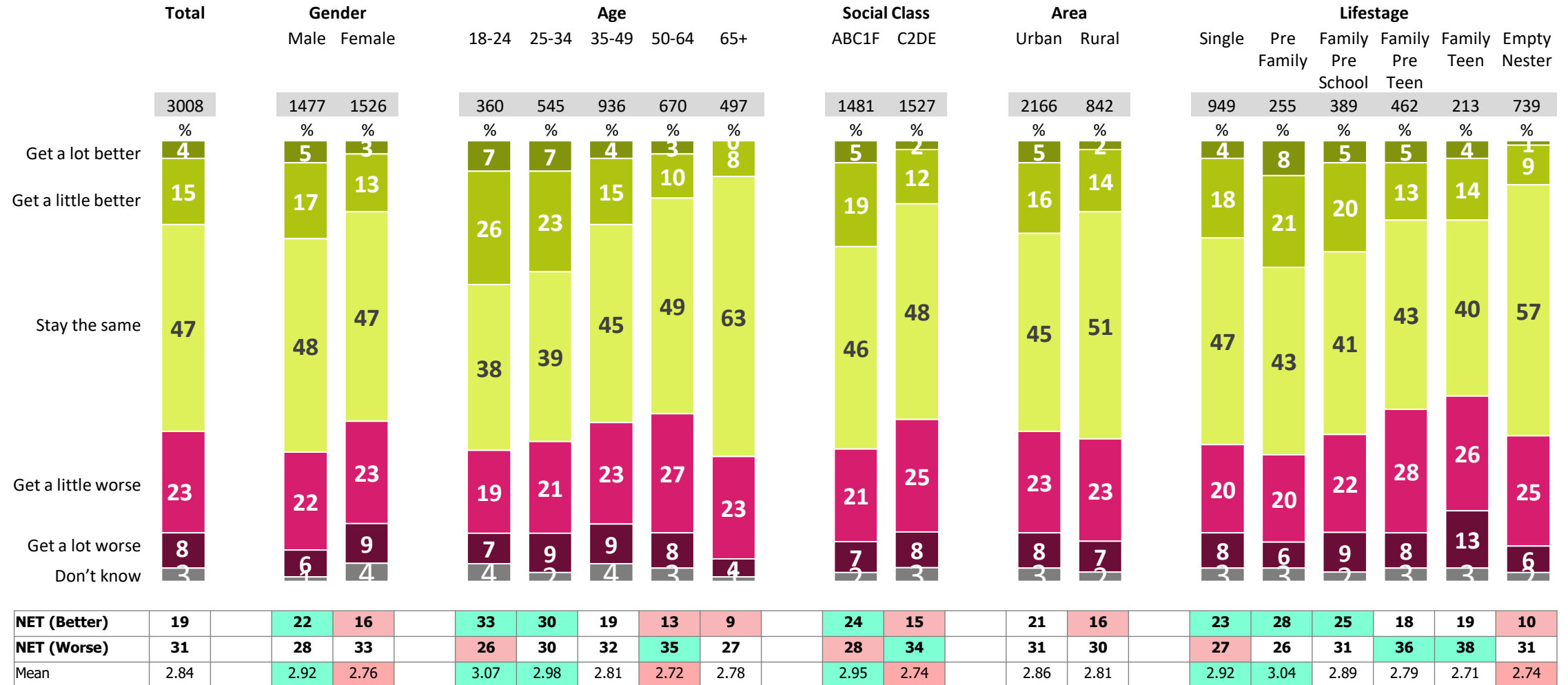


Men, the 18 to 24 age group, ABC1F and single lifestage score higher in believing the economy will get better in the next 12 months whilst women, the over 65's and C2DEs believe it will get worse



# Financial Situation over next 12 months x Demographics

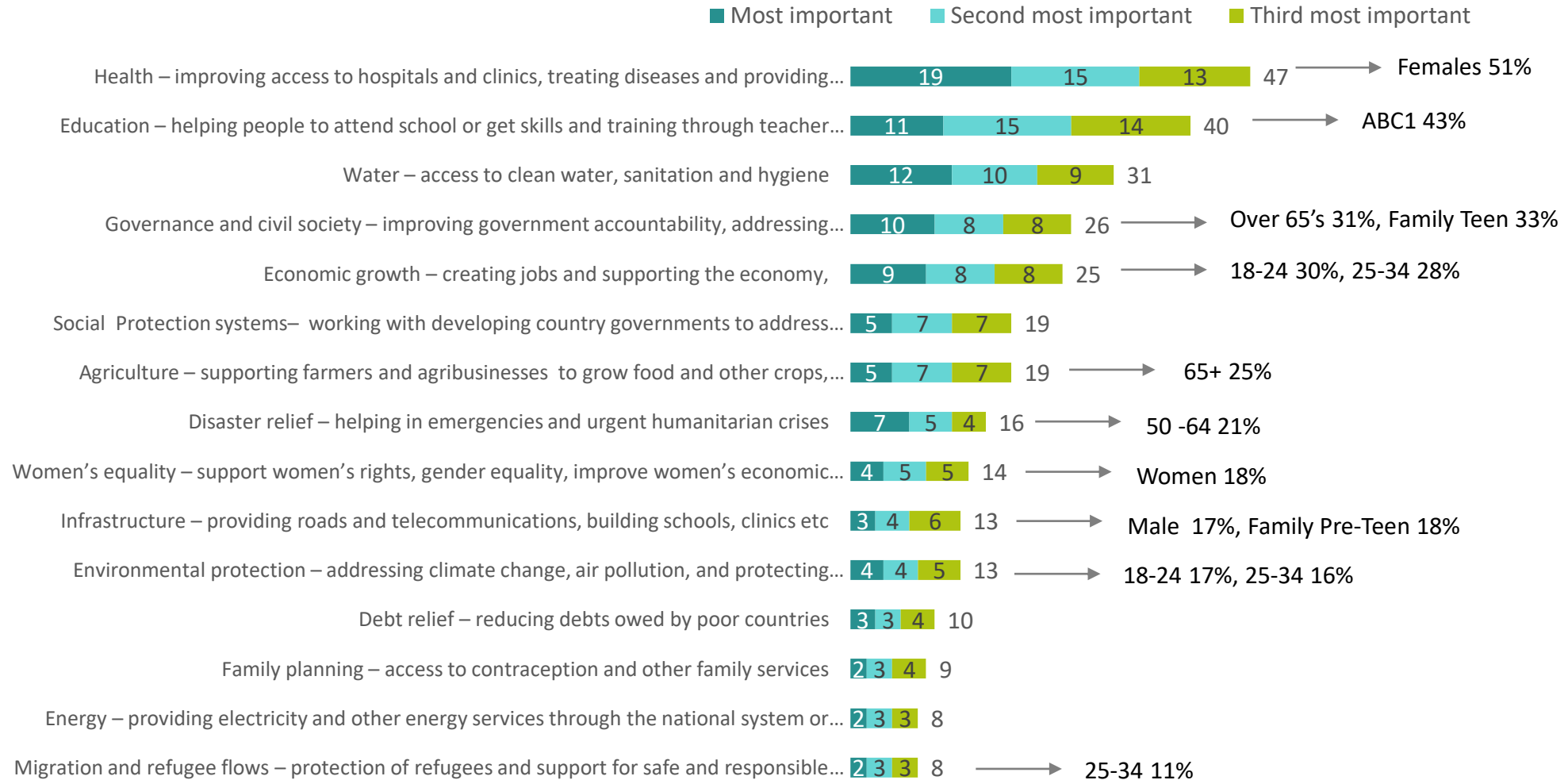
Base: All Adults N – 3,008



When asked to think about the financial situation of their own household, the great majority feel their financial situation will stay the same over the next 12 months. Of the balance, males, and the under 35s, (single and pre/early family) feel it will get better. Females, the over 65's and C2DEs feel it will get worse.

# Most important priorities for Irish Government support on overseas aid

Base: All Adults N - 3,008



Q.58-72 The Irish government supports long term development, capacity building and provides humanitarian assistance in over eighty countries, on behalf of the Irish people. It provides financial and technical assistance to developing country governments (bilateral), international organisations such as the United Nations (multilateral) and to non-governmental organisations (civil society) to address challenges in different sectors. Which of the following do you think should be the first, second and third most important priorities for Irish Government support on overseas aid to developing countries?



# Most Important Priorities For Irish Government Support On Overseas Aid Total Mentions x Demographics

Base: All Adults N - 3,008

	Total	Gender		Age					Social Class		Area		Lifestage					
		Male	Female	18-24	25-34	35-49	50-64	65+	ABC1F	C2DE	Urban	Rural	Single	Pre Family	Family Pre School	Family Pre Teen	Family Teen	Empty Nester
UNWTD	3008	1477	1526	360	545	936	670	497	1481	1527	2166	842	949	255	389	462	213	739
Health – improving access to hospitals and clinics, treating diseases and providing vaccinations through improving the national health systems	47	43	51	47	47	46	48	48	46	48	46	49	48	39	50	48	36	49
Education – helping people to attend school or get skills and training	39	41	38	43	35	38	40	42	43	36	39	40	39	41	40	36	42	39
Water – access to clean water, sanitation and hygiene	31	30	33	29	27	31	34	35	29	34	31	33	32	30	29	30	26	35
Governance and civil society – improving government accountability	26	27	26	25	25	25	26	31	26	27	27	26	25	27	21	24	33	30
Economic growth – creating jobs and supporting the economy,	24	26	23	30	28	26	21	18	25	24	26	22	28	29	27	22	26	19
Social Protection systems– working with developing country governments	19	18	21	17	21	22	19	16	18	21	19	20	18	18	23	19	25	19
Agriculture – supporting farmers and agribusinesses	19	20	18	14	16	18	22	25	18	20	18	20	18	17	15	19	19	23
Disaster relief – helping in emergencies and urgent humanitarian crises	17	14	19	11	15	16	21	18	15	18	15	19	18	11	14	18	20	17
Women’s equality – support women’s rights, gender equality, improve women’s economic and political empowerment, help eliminate violence against women	15	11	18	13	17	15	14	14	14	15	14	15	15	15	18	13	15	14
Infrastructure – providing roads and telecommunications, building schools, clinics etc	13	17	10	15	14	16	12	9	14	12	15	11	11	18	15	18	14	11
Environmental protection – addressing climate change, air pollution, and protecting animals and their habitats	13	15	11	17	16	12	11	12	14	12	14	10	14	19	11	13	13	10
Debt relief – reducing debts owed by poor countries	11	12	10	9	11	11	10	12	12	10	10	12	11	11	11	10	7	11
Family planning – access to contraception and other family services	9	9	8	10	7	9	9	8	9	9	9	8	8	7	10	10	5	9
Energy – providing electricity and other energy services through the national system or with small-scale energy systems	8	10	7	10	10	8	8	6	8	8	9	7	8	9	8	9	11	7
Migration and refugee flows – protection of refugees and support for safe and responsible migration	8	8	8	10	11	8	6	7	9	7	8	7	8	11	8	9	7	6

Q.58-72 The Irish government supports long term development, capacity building and provides humanitarian assistance in over eighty countries, on behalf of the Irish people. It provides financial and technical assistance to developing country governments (bilateral), international organisations such as the United Nations (multilateral) and to non-governmental organisations (civil society) to address challenges in different sectors. Which of the following do you think should be the first, second and third most important priorities for Irish Government support on overseas aid to developing countries?

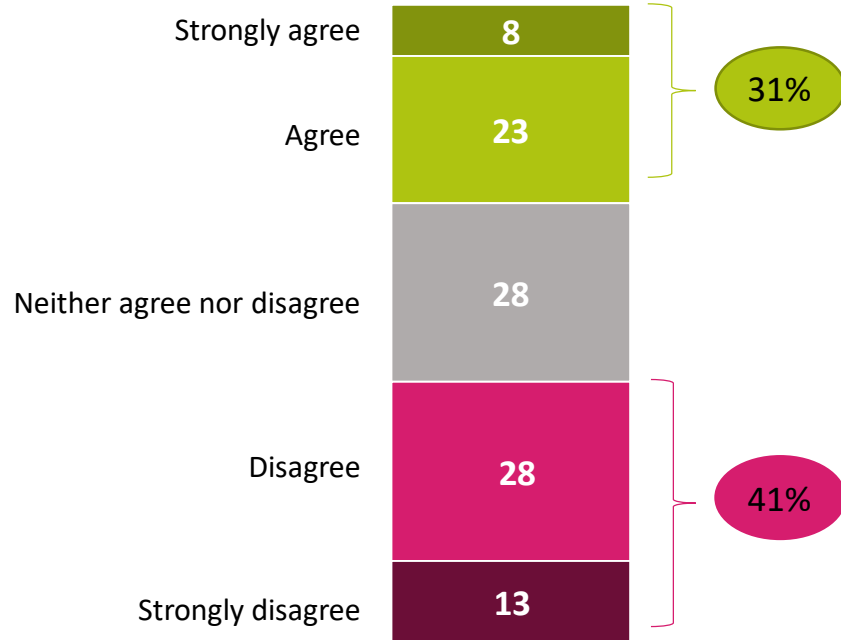
# Agreement levels with Covid 19 Pandemic Statements

Base: All Adults N - 3,008



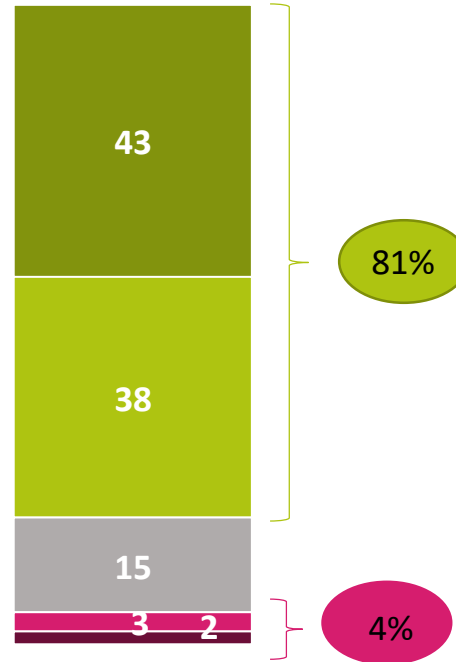
What happens in developing countries with respect to the Covid 19/Coronavirus outbreak rarely affects people like me living in Ireland

N - 3008  
%



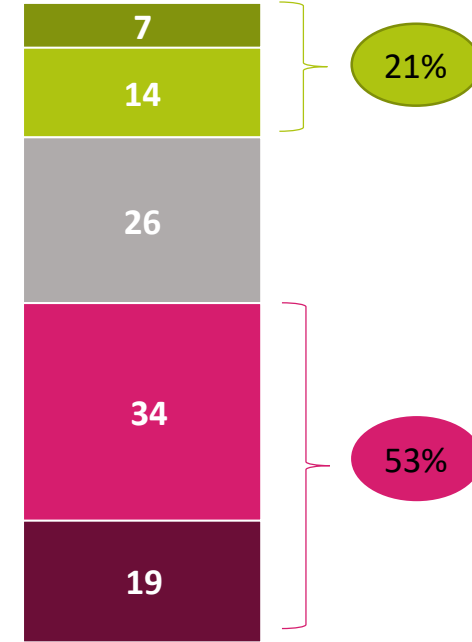
The Covid 19/ Coronavirus pandemic shows that international co-operation in addressing global problems is more important than ever

N - 3008  
%



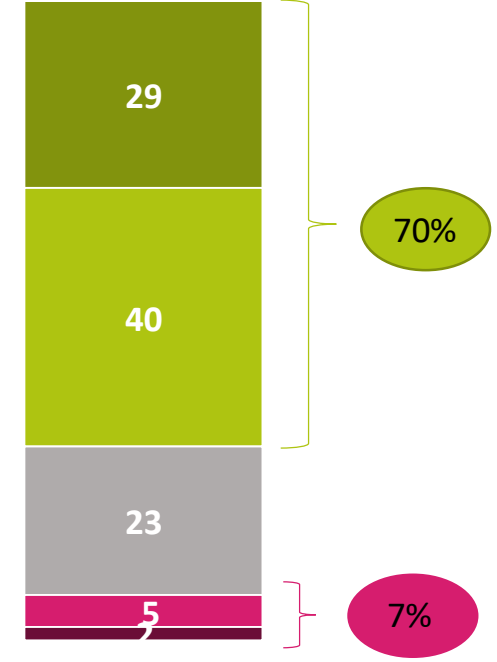
I would feel safer if Ireland handled the Covid 19/ Coronavirus pandemic on its own

N - 3008  
%



I would feel safer if Ireland was part of a co-ordinated global response to the Covid-19/Coronavirus pandemic

N - 3008  
%

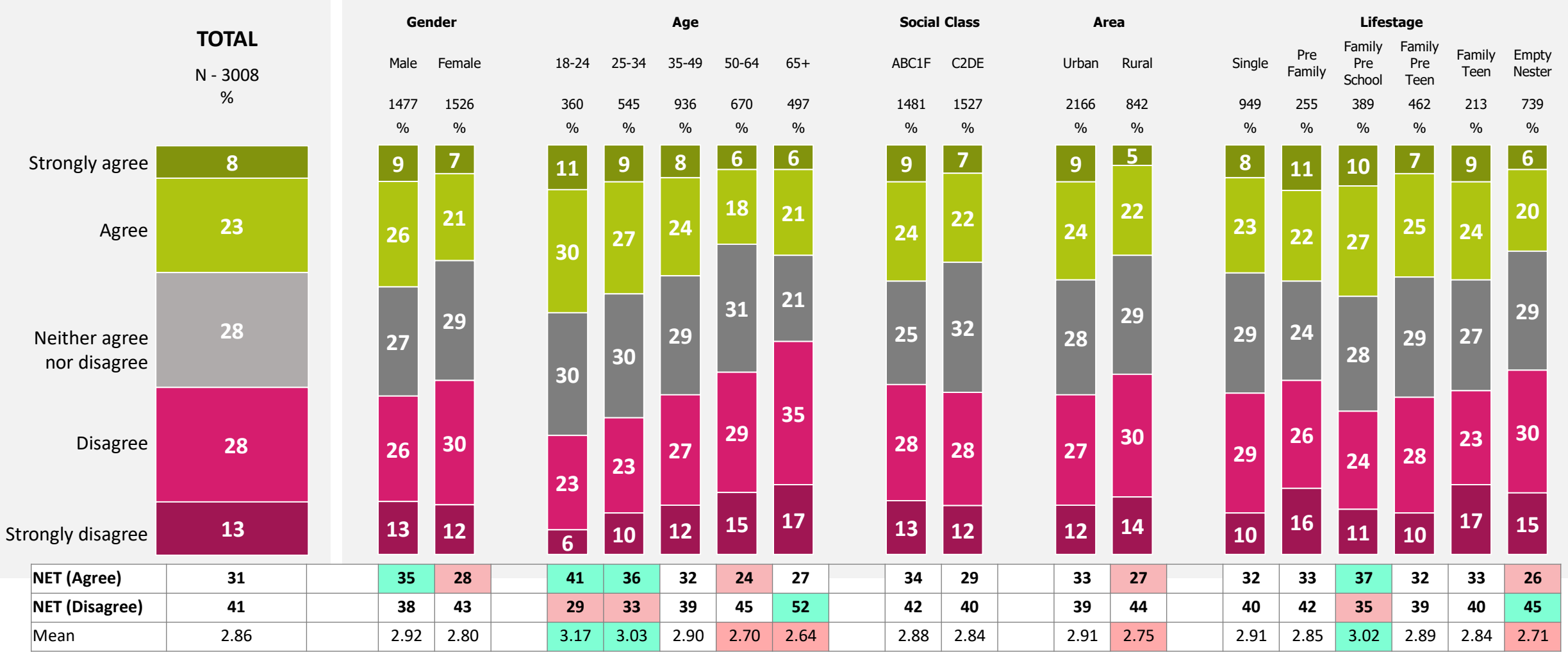


# Agreement levels with Covid 19 Pandemic Statements

What happens in developing countries with respect to the Covid 19/Coronavirus outbreak rarely affects people like me living in Ireland



Base: All Adults N - 3,008



Males, the under 35s, and those at the family pre-school life-stage are most likely to agree that what happens rarely affects themselves.

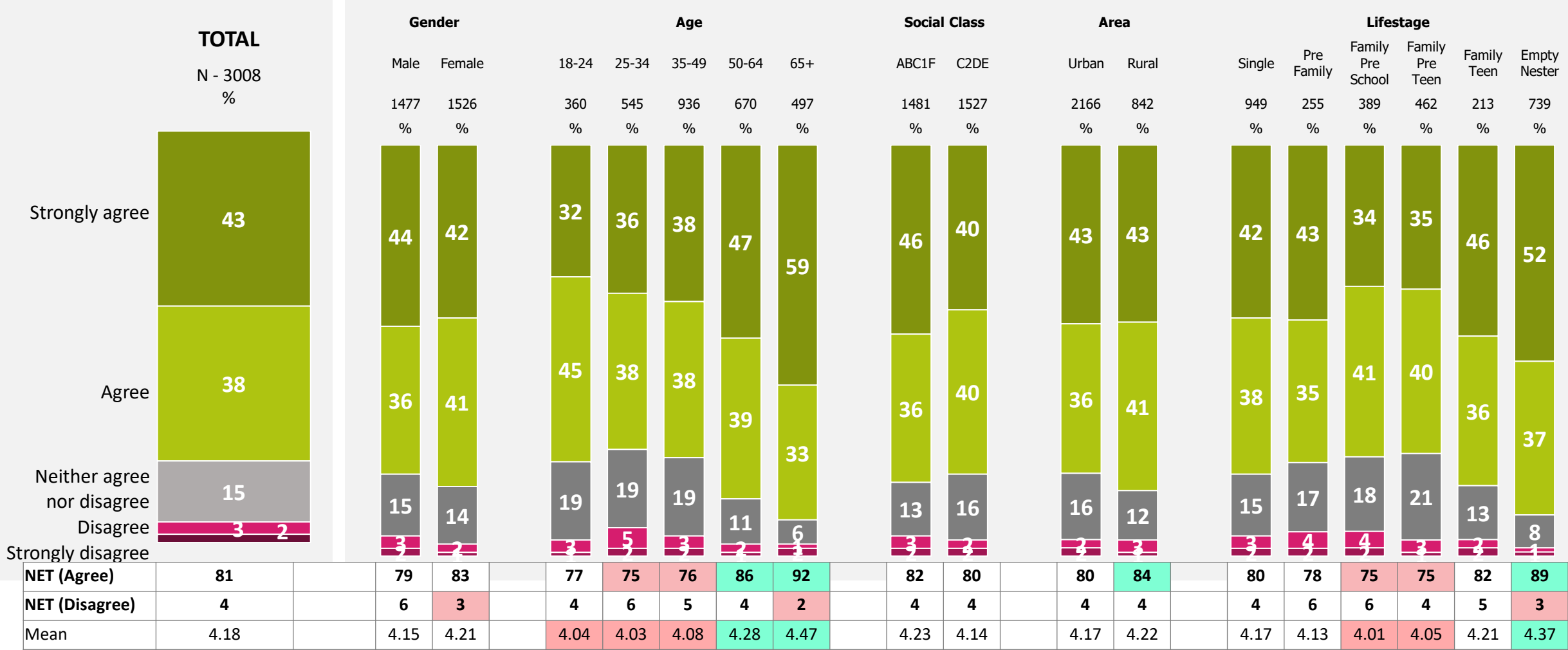


# Agreement levels with Covid 19 Pandemic Statements

The Covid 19/ Coronavirus pandemic shows that international co-operation in addressing global problems is more important than ever



Base: All Adults N - 3,008



The 50+ age group and empty nesters agree most strongly with this statement.

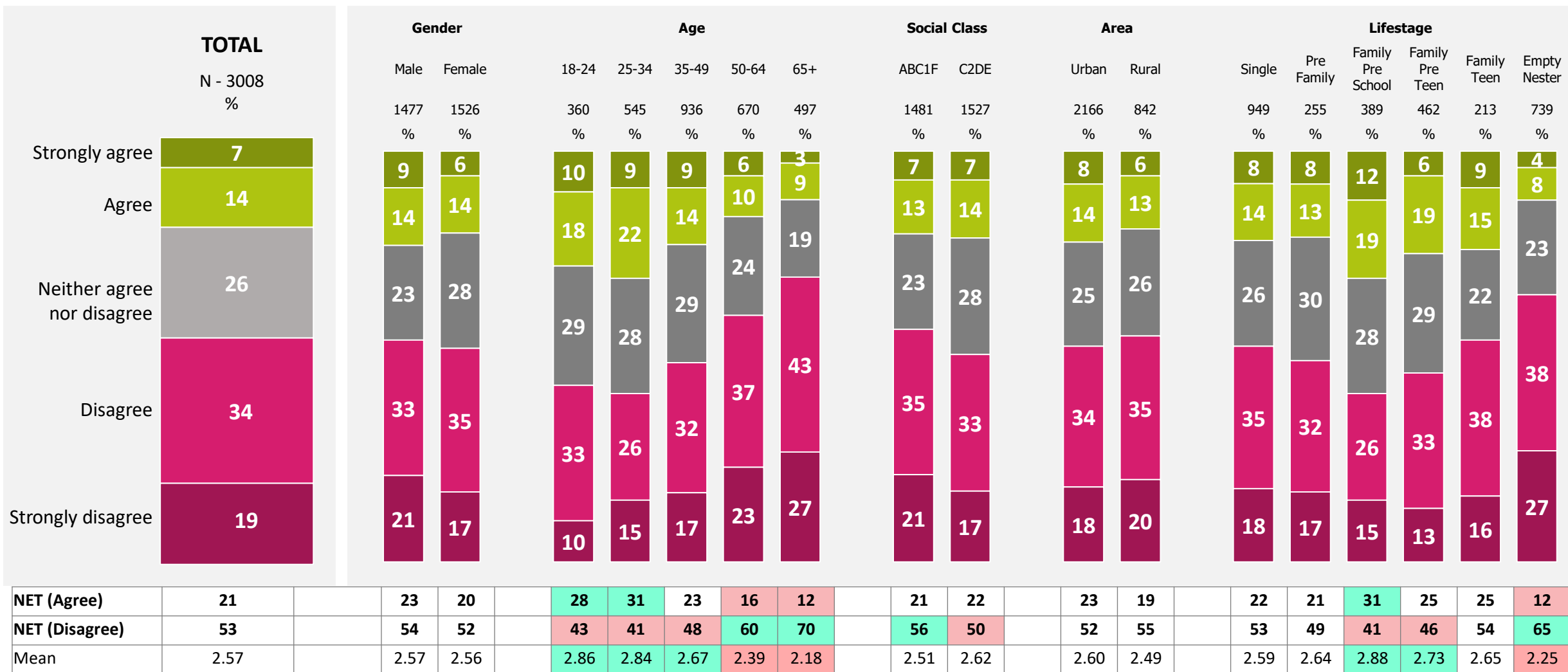


# Agreement levels with Covid 19 Pandemic Statements

*I would feel safer if Ireland handled the Covid 19/ Coronavirus pandemic on its own*



Base: All Adults N - 3,008



On balance over half of all adults disagree that they would feel safer if Ireland handled the Covid 19 pandemic on its own. Younger adults (aged under 35 years) and those at the family pre school age are more likely to agree.



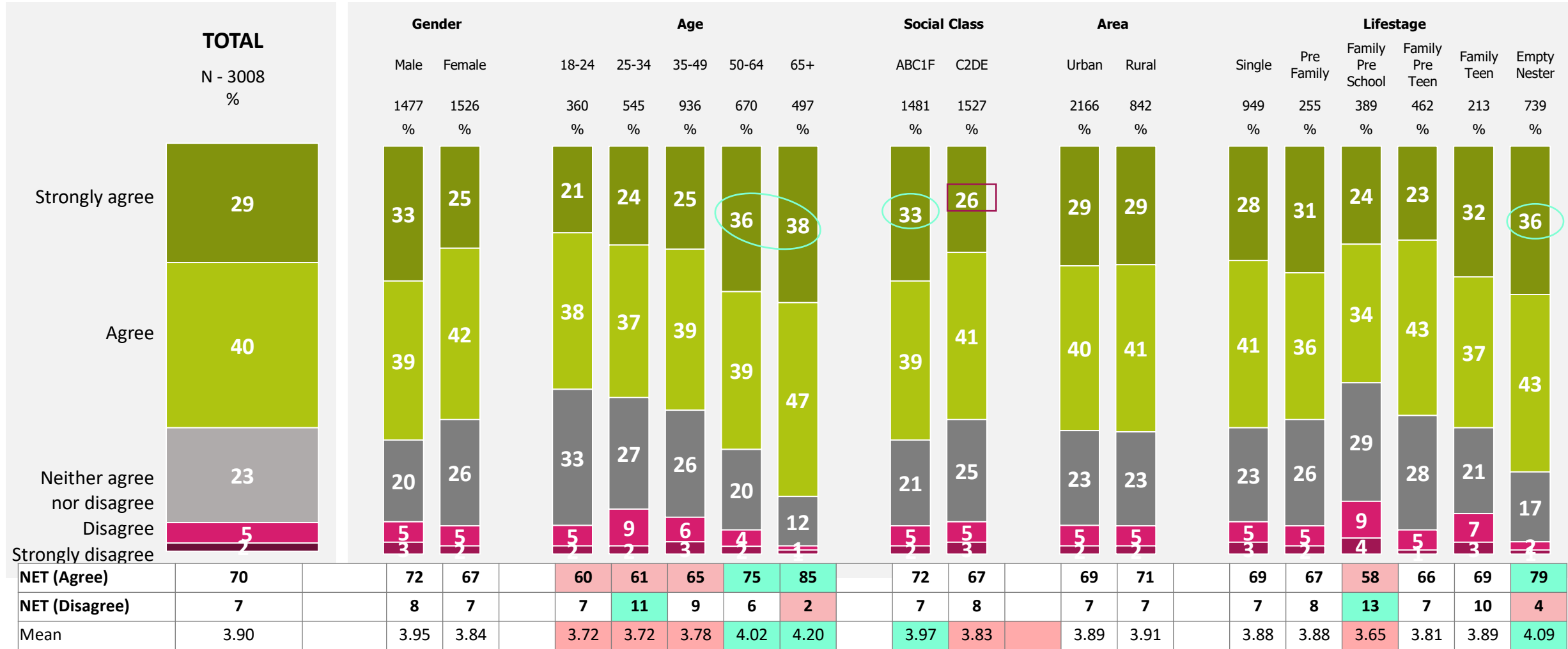
Q.75 To what extent do you agree or disagree with the following statement?

# Agreement levels with Covid 19 Pandemic Statements

*I would feel safer if Ireland was part of a co-ordinated global response to the Covid-19/Coronavirus pandemic*



Base: All Adults N - 3,008



Older adults are more likely to agree that they would feel safer if Ireland was part of a co-ordinated global response to the Covid 19/Coronavirus pandemic.



Q.76 To what extent do you agree or disagree with the following statement?

# Agreement levels with Global Statements

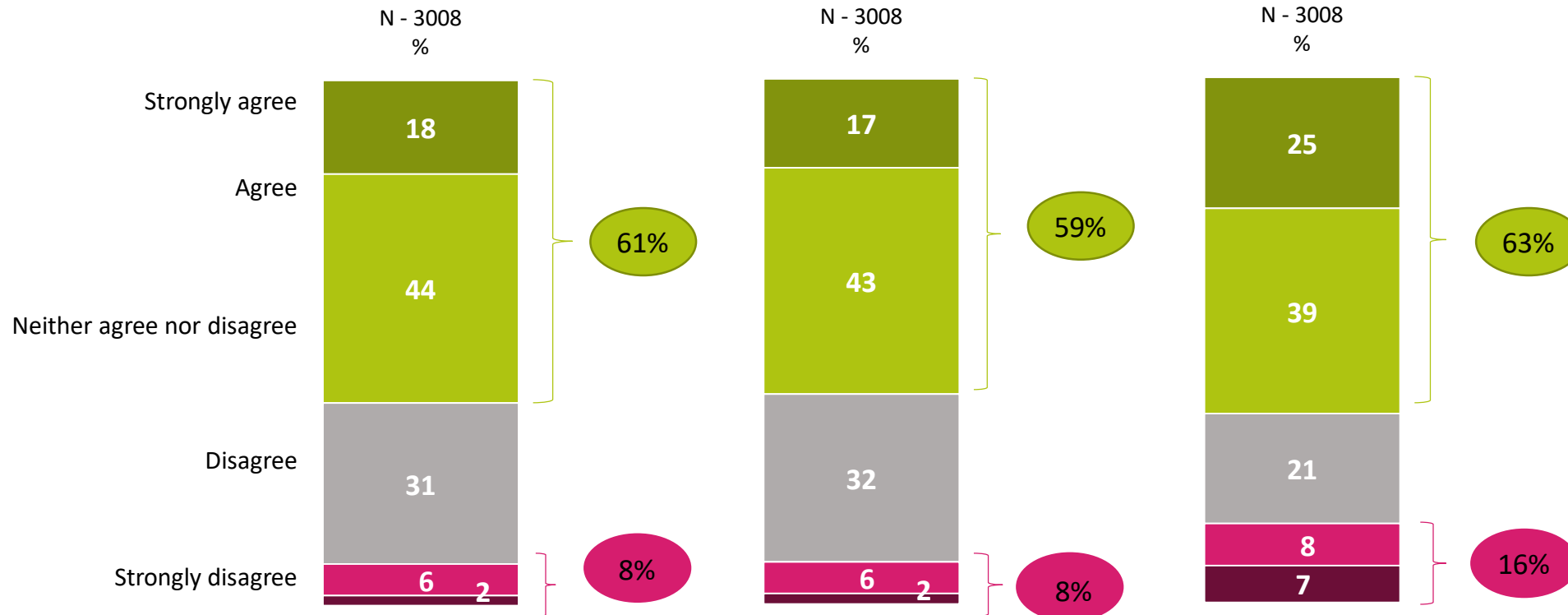
Base: All Adults N - 3,008



Ireland is well placed to be an effective member of the United Nations Security Council in 2021 - 2022 due to our own experience of conflict and conflict resolution in Northern Ireland

Ireland is well placed to be an effective member of the United Nations Security Council in 2021 - 2022 due to its strong institutions and commitment to democracy

The Black Lives Matter movement has highlighted the need to redress inequalities globally, including inequalities within the international development sector



Of the three statements, the Black Lives matter one receives highest levels of overall agreement at 63%, and this increases to 75% for 18-24 year olds.



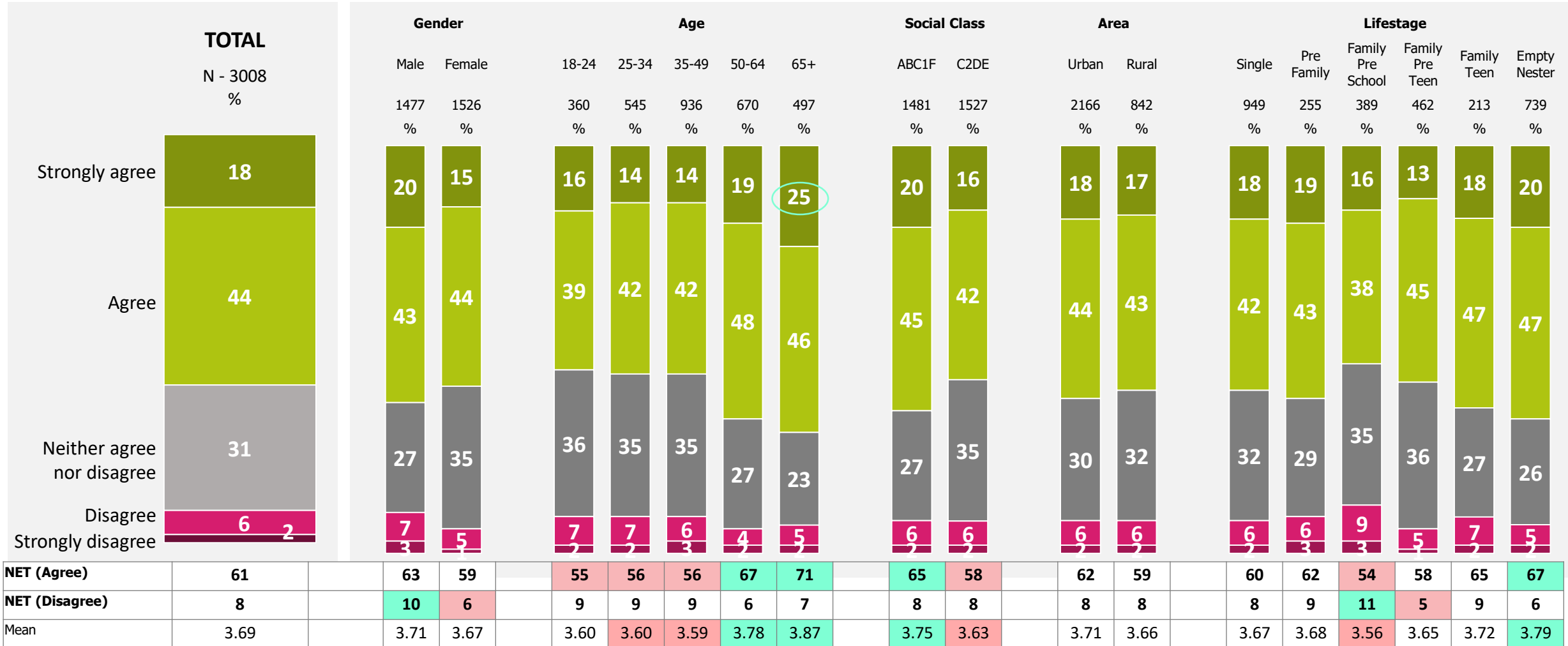
Q.77-79 To what extent do you agree or disagree with the following statement?

# Agreement levels with Global Statements

Ireland is well placed to be an effective member of the United Nations Security Council in 2021 - 2022 due to our own experience of conflict and conflict resolution in Northern Ireland



Base: All Adults N - 3,008



The over 50's/65+ age groups, ABC1F and empty nesters are most likely to agree that Ireland is well placed to be an effective member of the United Nations Security Council due to our own experience with conflict and conflict resolution in Northern Ireland.

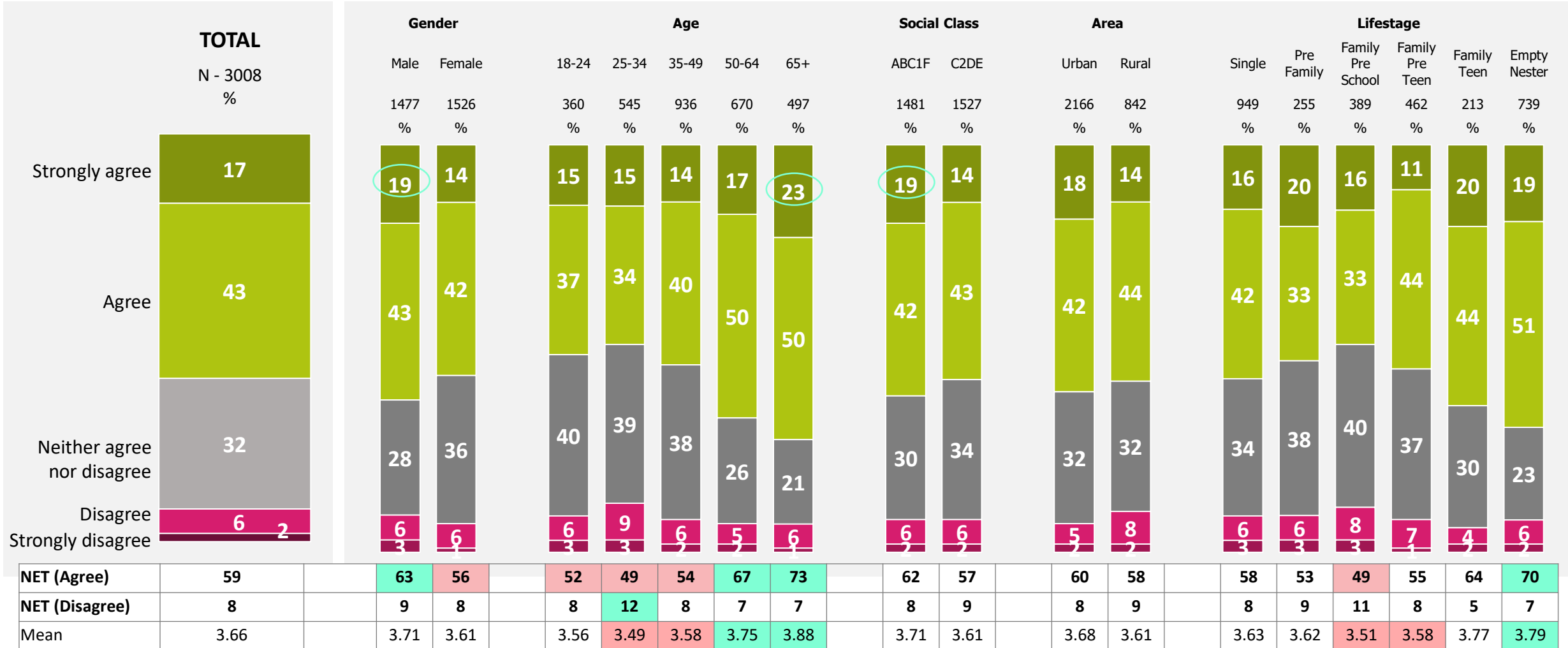


# Agreement levels with Global Statements

Ireland is well placed to be an effective member of the United Nations Security Council in 2021 - 2022 due to its strong institutions and commitment to democracy



Base: All Adults N - 3,008



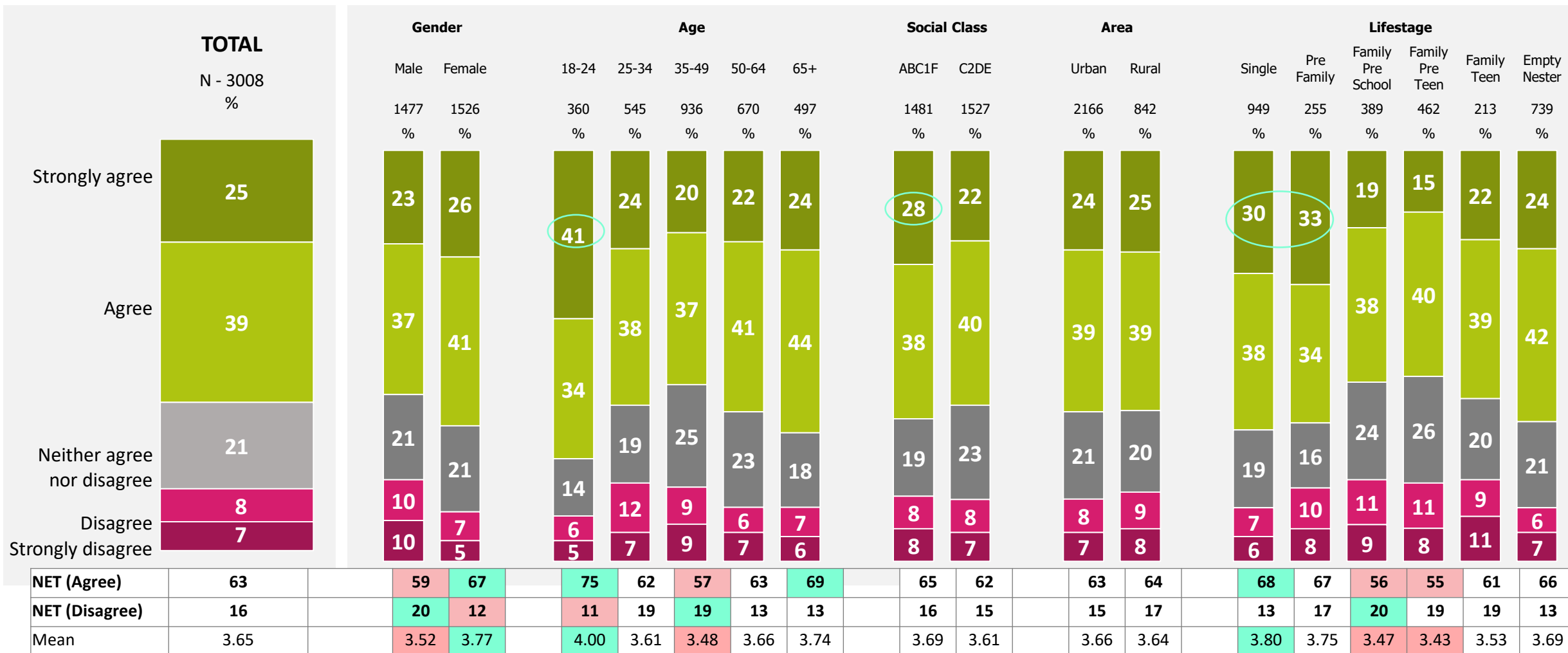
Males, the older age cohorts and empty nesters agree more strongly that Ireland is well placed to be an effective member of the UN Security council due to its strong institutions and commitment to democracy.



# Agreement levels with Global Statements

The Black Lives Matter movement has highlighted the need to redress inequalities globally, including inequalities within the international development sector

Base: All Adults N - 3,008



This Black Lives matter statement receives highest levels of overall agreement amongst women , those aged 65+ years and also younger, single individuals.

# Thank you.



RESEARCH  
& INSIGHT

*Milltown House  
Mount Saint Annes  
Milltown, Dublin 6 - D06 Y822  
+353 1 205 7500 | [www.banda.ie](http://www.banda.ie)*

## Delve Deeper